

Project Catalog

w.e.f. November 2020





ABOUT US

Our Lighting Products demonstrates how an everyday object can become a work of Art.

At EcoEarth we have fully embraced the possibility of Led lighting. It has taken hundreds of man hours and some of the brightest minds in the industry to design and develop a new range of lighting products that truly harnesses the technology. The products are designed and manufactured inhouse by the group companies with the idea to be cost effective and look aesthetically crafted.

The result simply shines with beauty and Energy - bright light, streaming through aesthetic, energy efficient structures; products fabricated with deep conviction to meet the most stringent lighting standard.

More than this, we have carefully made our LED lighting designed in a way that they complement their surrounding making all kind of environment safer, more salubrious and sustainable. Our products are already enhancing cities, car parks, industries, hotels and homes, improving the quality of life of millions of people around the world.

We use Energy responsibly and intelligently. Our Advanced Led Systems give you more light for less energy consumed, saving Carbon and Cost. They are built to last a life span greater than 50000 hrs.

They stay cool so they are safer in public spaces and don't emit harmful infrared or ultraviolet rays. We have worked on some ingenious new ways of directing light exactly where it is wanted with minimum glare or overspill.

We have taken our design cues from universe and that is reflected in elegant flowing lines, redefined finishing and the material used in our light systems. Our Sleek luminaries are a work of art and objects of desire in their own right.

We have categorized our LED products with a dedicated name given to each one of them, and each product is worked upon to make better every year with new versions upgrading the previous ones. Each EcoEarth packaging follows a color code dedicated to a particular wattage so that it is easily recognized.

The EcoEarth Advantage

We are not just about product supply, we have the expertise and enthusiasm to help our clients with design and planning all the way to the installation of LED products. We can help with you with this novel technology and guide you through which products are right for you. We calculate payback periods and highlight the cost benefit analysis on LED installations as well.





RESEARCH & DEVELOPMENT UNIT



LED DRIVER & PCB ASSEMBLY



ASSEMBLY UNIT



SMT UNIT



DESIGN CENTRE



IN PROCESS CHECKING



OVER 65000 SQFT. MANUFACTURING FACILITY GURUGAM, HARYANA & HARIDWAR U.K.



ASSEMBLY UNIT



ASSEMBLY UNIT



100% PRODUCT AGEING



2X2 PANEL AGEING



IN-PROCESS PRODUCTS



PROFILE EXTRUSION UNIT



INJECTION MOLDING



METAL STAMPING

CONTENTS

01 NEO SMART LIGHTS

Introduction	01-04
Wi-Fi Lighting	05-07
Bluetooth Lighting	08-09

03 LEAN HIGHGLOW

1 x 4 - Edge it Panel	14
2 x 2 - Backlit Panel	15-16
2 x 4 - Edgelit Panel	17

05 DOWNLIGHTS

DUO - SLIM	23 -26
LEAN - SLIM PANEL	27-30
EVO - RECESSED LIGHT	39
MOON	40

07 SURFACE DOWNLIGHTS

UNO SURFACE LIGHT (New)	32
GALAXY SURFACE	33-36
GALAXY SLIM	37-38
PLUS RANGE - MULTI CCT	42
SKYLIGHT - LOWBAY	48
EMERGENCY SURFACE LIGHT	53

09 LAMPS / BULBS

DOME	49-50
ACE	51-52
ACE EMERGENCY	53

02 LINKS

Connected Battens	10
Linear Lighting Office	11
Profile Lighting Retail	12
2 x 2 - 42W Panel	13

04 FOCUS LIGHT

COB TRACK LIGHT	18
COB ZOOMLIGHT	19
COB DOWNLIGHT	20
SPOT LIGHTS	21-22
	23

06 CONCEALED & JUNCTION DOWNLIGHTS

BIXY JUNCTION LIGHT	31
DECO - DESIGNER LIGHT	41

08 BATTENS

PRIME	43
LINKS	44
SHINE	45
LUMNEA	46
HEXA	47

10 INDUSTRIAL LIGHTING

PRISM FLOOD LIGHT	54
PRISM SPORTS LIGHT	55-56
PRISM STREET LIGHT	57
PRISM HIGHBAY	58



EcoEarth



neo

smart

App Operated Smart Lighting Solutions

Your Mood Your Light

COLOR & TUNABLE WHITE LIGHT

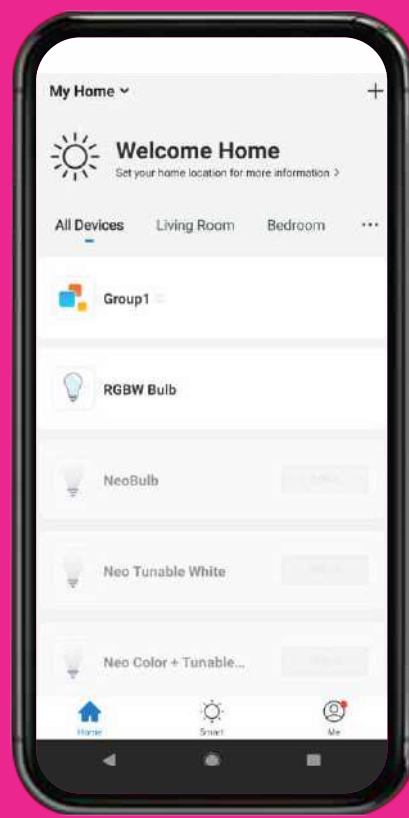
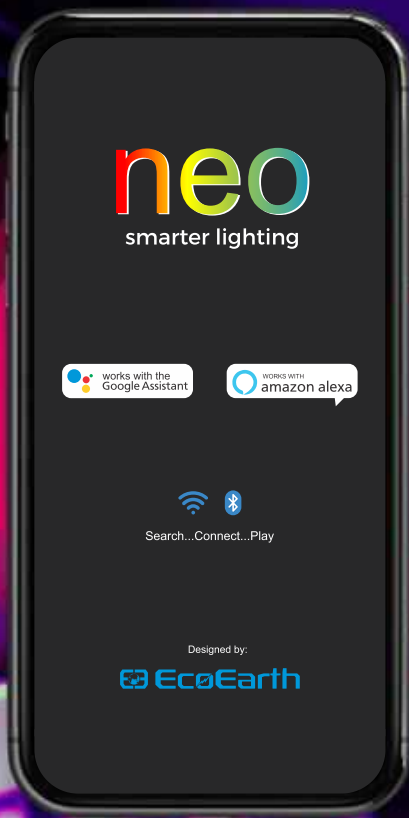


TUNABLE WHITE LIGHT





SWITCH ON | DIM | SET COLOR | SWITCH OFF



WIFI CONNECTED LIGHTS THAT CAN BE GROUP TOGETHER AND ARE OPERATED THROUGH ECOEARTH NEO MOBILE APP. ALSO, CAN BE PAIRED TO WORK WITH GOOGLE HOME & AMAZON ECHO

BULBS | BATTENS | DOWNLIGHTERS | PENDANT LAMPS



Command your lights with your voice




Voice Control
 Works with Amazon Alexa and Google Home, letting you control connected devices with simple voice commands.




Remote Control
 Forget to turn the lights off before you left? No problem. You can control every aspect of your lighting from your phone!

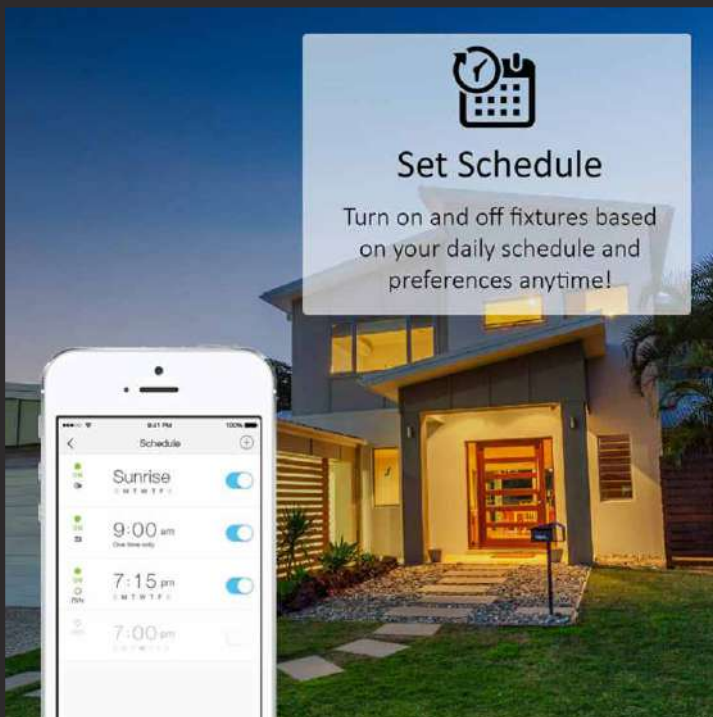


neo

smarter lighting



Wi-fi Enabled Luminaries




Set Schedule
 Turn on and off fixtures based on your daily schedule and preferences anytime!





Easy Dimming
 With adjustable brightness, you can customise your lighting to suit your mood at any time!

NEO Wi-Fi TUNABLE WHITE LIGHT

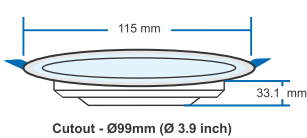


Wi-fi Enabled



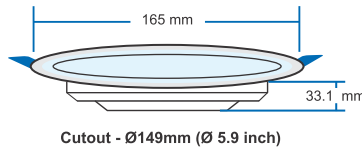
**10W
DOWNLIGHT**

WITH INBUILT DRIVER



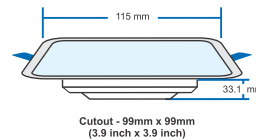
**15W
DOWNLIGHT**

WITH INBUILT DRIVER



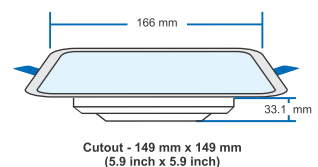
**10W
DOWNLIGHT**

WITH INBUILT DRIVER



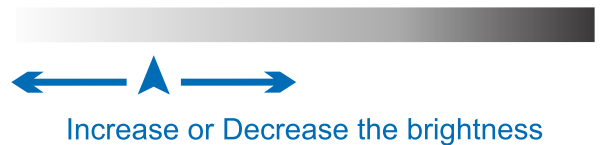

**15W
DOWNLIGHT**

WITH INBUILT DRIVER



20W LED BATTEN

TUNABLE WHITE LIGHT



App Control



WARM & COOL FEEL



Dimming Option



Group Devices



Family Sharing



Set Schedule & Timer



Works with any
Wi-Fi Router



Control your Lights
from Anywhere

ITEM	POWER	POWER FACTOR	OPERATING VOLTAGE	MRP
NEO SMART BULB TUNABLE WHITE	9W	>0.9	120V-440V	₹ 1399 /-
NEO SMART DOWNLIGHT TUNABLE WHITE	10W	>0.9	120V-440V	₹ 1999 /-
NEO SMART DOWNLIGHT TUNABLE WHITE	15W	>0.9	120V-440V	₹ 2399 /-
NEO SMART BATTEN TUNABLE WHITE	20W	>0.9	120V-440V	₹ 2599 /-



Download the EcoEarth NEO app




www.ecoearth.ind.in

**NEO SURFACE Wi-Fi
TUNABLE WHITE LIGHT /
COLOR + TUNABLE WHITE LIGHT**



Wi-fi Enabled

TUNABLE WHITE LIGHT




NEWLY LAUNCHED



**10W
NEO SURFACE
DOWNLIGHT**

WITH INBUILT DRIVER



**15W
NEO SURFACE
DOWNLIGHT**

WITH INBUILT DRIVER

COLOR & TUNABLE WHITE LIGHT



**10W
NEO SURFACE
DOWNLIGHT**

WITH INBUILT DRIVER



**15W
NEO SURFACE
DOWNLIGHT**

WITH INBUILT DRIVER

- App Control
- WARM & COOL FEEL
- 16 Million Colors & White
- Dimming Option
- Group Devices
- Family Sharing
- Set Schedule & Timer
- Works with any Wi-Fi Router
- Control your Lights from Anywhere

ITEM	POWER	POWER FACTOR	OPERATING VOLTAGE	MRP
NEO SMART TUNABLE WHITE SURFACE DOWNLIGHT	10W	>0.9	120V-440V	₹ 1399 /-
NEO SMART TUNABLE WHITE SURFACE DOWNLIGHT	15W	>0.9	120V-440V	₹ 1999 /-
NEO SMART COLOR+TUNABLE WHITE SURFACE DOWNLIGHT	10W	>0.9	120V-440V	₹ 2499 /-
NEO SMART COLOR+TUNABLE WHITE SURFACE DOWNLIGHT	15W	>0.9	120V-440V	₹ 2999 /-

NEO Wi-Fi

COLOR + TUNABLE WHITE LIGHT



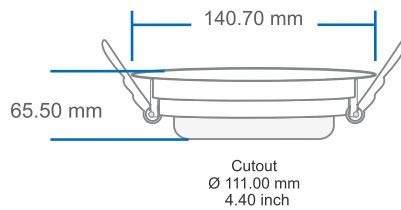
Wi-fi Enabled




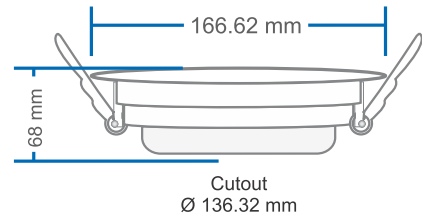
9W LAMP



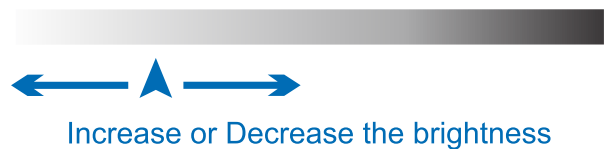
9W Downlight



15W Downlight



COLOR & TUNABLE WHITE LIGHT



- App Control
- 16 Million Colors & White
- Dimming Option
- Group Devices
- Family Sharing
- Set Schedule & Timer
- Works with any Wi-Fi Router
- Control your Lights from Anywhere

ITEM	POWER	POWER FACTOR	OPERATING VOLTAGE	MRP
NEO SMART LAMP COLOR + TUNABLE WHITE	9W	>0.9	120V-440V	₹ 1599 /-
NEO SMART DOWNLIGHT COLOR + TUNABLE WHITE	9W	>0.9	120V-440V	₹ 2499 /-
NEO SMART DOWNLIGHT COLOR + TUNABLE WHITE	15W	>0.9	120V-440V	₹ 3199 /-
NEO SMART BATTEN COLOR + TUNABLE WHITE	20W	>0.9	120V-440V	₹ 3999 /-



Download the EcoEarth NEO app



www.ecoearth.ind.in




DIMMABLE
LUMINAIRES



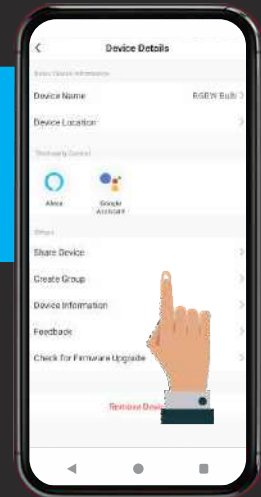
BRIGHT & DIM

COLOR CW &
COLOR WW



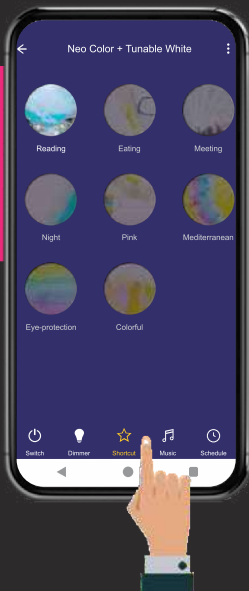
CHOOSE FROM
16 MILLION COLORS

GROUPING
YOUR LIGHTS



SELECT AND ADD
YOUR LIGHTS
TO CREATE A GROUP TO
OPERATE THEM
TOGETHER WITH A
SINGLE COMMAND

SELECT YOUR
SCENE

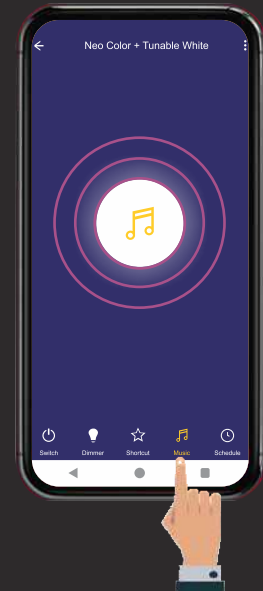


OPTION TO CHOOSE FROM
PREDEFINED SCENES TO CREATE
ANY AMBIENCE OF YOUR CHOICE

SCHEDULE
YOUR LIGHTS



SCHEDULE YOUR LIGHTS
AS PER YOUR REQUIREMENT
CREATE DIFFERENT TIMELINE
FOR DIFFERENT GROUPS



SYNC WITH MUSIC
GROUP YOUR LIGHTS
TO PLAY ALONG
THE MUSIC AND CREATE
A CLUB LIKE AMBIENCE

NEO BLUETOOTH

COLOR + TUNABLE WHITE LIGHT
(COLOR + CW + WW)



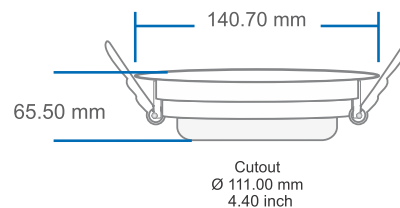
Bluetooth
Enabled



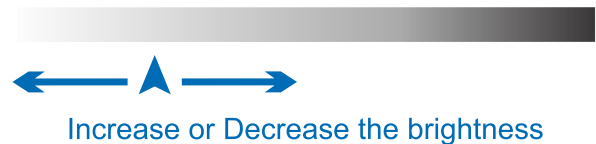
9W LAMP



9W DOWNLIGHT



COLOR & TUNABLE WHITE LIGHT



App Control



16 Million Colors & White



Dimming Option



Group Devices



Family Sharing



Sync with Music

ITEM	POWER	POWER FACTOR	OPERATING VOLTAGE	MRP
NEO SMART LAMP COLOR + TUNABLE WHITE	9W	>0.9	120V-440V	₹ 1599 /-
NEO SMART DOWNLIGHT COLOR + TUNABLE WHITE	9W	>0.9	120V-440V	₹ 2199 /-



Download the EcoEarth NEO app




www.ecoearth.ind.in

The **LINKS** Lighting system from EcoEarth is a Plug & Play system developed to light up your spaces with different shapes formation. These luminaries have inbuilt power supplies and hence are easy to operate and install.

Different shapes of END CONNECTORS are available to **Make Any Formation Possible**.

Ideal for Offices, Shopping Malls, Marts, Showrooms, Hotels, Restaurants, Cafes, Hospitals, Homes, Product Displays, Indoor Parkings.

PLUG & PLAY SYSTEM



CCT
2700-6500K

Inbuilt Power Supply

SURGE PROTECTION
UPTO 4 kV

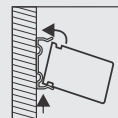
FLUCTUATION PROOF
Wide Operating Voltage

Lengths Available in 1 Feet, 2 Feet, 4 Feet Standard Sizes

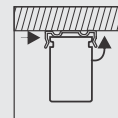
Special Sizes upto 8 Feet can be developed as per the bulk Project requirement.



Suspension



Wall Mount



Ceiling Mount



TRIANGLE FORMATION
60°



CONNECTOR
2 Pole 90°



CONNECTOR
3 Pole 90°



CONNECTOR
4 Pole 90°



HEXAGON FORMATION
2 Pole 120°



HEXAGON FORMATION
3 Pole 60°



LINEAR CONNECTOR
2 Pole 180°



2 PIN LEAD WIRE



SUSPENSION KIT
2 CLUTCH WIRE
2 METAL CONNECTORS

ITEM	POWER	POWER FACTOR	OPERATING VOLTAGE	MRP
LINKS 1 FEET	5W	>0.9	120V-440V	₹ 429 /-
LINKS 2 FEET	10W	>0.9	120V-440V	₹ 490 /-
LINKS 4 FEET	20W	>0.9	120V-440V	₹ 849 /-

CONNECTOR NAME	ANGLE	MRP
TWO POLE CONNECTOR	60°	₹ 100 /-
THREE POLE CONNECTOR	60°	₹ 100 /-
TWO POLE CONNECTOR	90°	₹ 100 /-
THREE POLE CONNECTOR	90°	₹ 100 /-
FOUR POLE CONNECTOR	90°	₹ 100 /-
TWO POLE CONNECTOR	120°	₹ 100 /-
LINEAR CONNECTOR	180°	₹ 25 /-
2 PIN LEAD WIRE CONNECTOR		₹ 100 /-
SUSPENSION KIT (2 STRINGS + 2 METAL CONNETORS)		₹ 750 /-

	6500K		RED
	4000K		GREEN
	3000K		BLUE

Linear Lighting OFFICE



EcoEarth LINKS LED Linear office lighting has swiftly become the most popular and trendy solution for lighting modern spaces, as it is a simple yet highly effective concept that is aesthetically attractive as well as very energy efficient.

The most Economical and Sustainable Solution developed by EcoEarth to expensive profile lighting is a plug and play, easy to Install solution that gives the Designers to get creative while lighting the spaces beyond the limits.



LINKS Profile Lighting

RETAIL



OPEN SPACES



LINKS

2 X 2 Panel

42W

GRID & SURFACE MOUNT PANEL



Aesthetically Crafted LED Edge Panel for Grid & Surface Mounting Applications

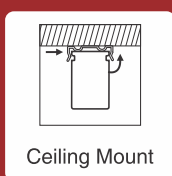

- 6500K
- 4000K
- 3000K

POWER FACTOR	OPERATING VOLTAGE	PRODUCT CODE	MRP
>0.9	120V-440V	EELPPW45CW514	₹ 1799 /-

APPLICATIONS:

Offices | Schools | Malls
Corridors | Showrooms | High Ceiling

Installation for Surface Ceiling



Installation for Grid Ceiling Mount






36W | 42W

1 X 4 | Armstrong Panel

These flat panel LED fixtures reorient the light source to the panel and ensure brightness, providing a skylight-like appearance, smooth distribution, and a powerful value. A white extruded aluminum frame, steel backing, high quality LED driver, and versatile control options make the Flat Panel Lean Highglow a quality, high-efficacy product. At less than 1/2" thick, our flat panels are extremely light and minimal – making them easy to install, and aesthetically pleasing to your current design



BIS APPROVED	SURGE PROTECTION UPTO 4 KV	50% ENERGY SAVING	 FLUCTUATION PROOF Wide Operating Voltage	CRI>80
------------------------	---	--------------------------------	--	------------------

POWER	POWER FACTOR	OPERATING VOLTAGE	DIMENSION	COLOR TEMP.	LUMENS	PRODUCT CODE	MRP
36W	>0.9	120V-300V	295 x 1195 mm	6500K	3960	EELEHGW36C415	₹ 3775/-
				4000K	3780	EELEHGW36N416	
				3000K	3600	EELEHGW36W417	
42W	>0.9	120V-300V	295 x 1195 mm	6500K	4620	EELEHGW42C418	₹ 4000/-
				4000K	4410	EELEHGW42N419	
				3000K	4200	EELEHGW42W420	



2 X 2 | Edgelit Panel

HighGlow is a beautifully designed luminaire which is bound to delight the occupants with refreshing and comfortable experience through its pure form and glare-free light. It comes in two versions - standard and high efficiency. With up to 50%* energy savings and maintenance free operation, this product is an owner's delight.

BIS APPROVED	SURGE PROTECTION UPTO 4 KV	50% ENERGY SAVING	 FLUCTUATION PROOF Wide Operating Voltage	CRI>80
------------------------	---	--------------------------------	---	------------------

POWER	POWER FACTOR	OPERATING VOLTAGE	DIMENSION	COLOR TEMP.	LUMENS	PRODUCT CODE	MRP
36W	>0.9	120v-300V	2 x 2 feet	6500K	3960	EELEHGW36C315	₹ 3125/-
				4000K	3780	EELEHGW36N316	
				3000K	3600	EELEHGW36W317	
42W	>0.9	120v-300V	2 x 2 feet	6500K	4620	EELEHGW42C309	₹ 3250/-
				4000K	4410	EELEHGW42N310	
				3000K	4200	EELEHGW42W311	
48W	>0.9	120v-300V	2 x 2 feet	6500K	5280	EELEHGW48C312	₹ 3500/-
				4000K	5040	EELEHGW48N313	
				3000K	4800	EELEHGW48W314	



Reliable & Sustainable

Very high efficacy


Efficacy of >95 Lm/watt ensures maximum savings.

EMC & EMI compliant drivers


EMC ensures that operation does not influence the electromagnetic environment to the extent that the functions of other devices and systems are adversely affected.

Tailored to suit different needs


This luminaire comes in three versions, Warm White, Neutral white and Cool White for 36W, 42W and 48W offering flexibility for varied application.



COOL WHITE - 6500K




NEUTRAL WHITE - 4000K



WARM WHITE - 3000K

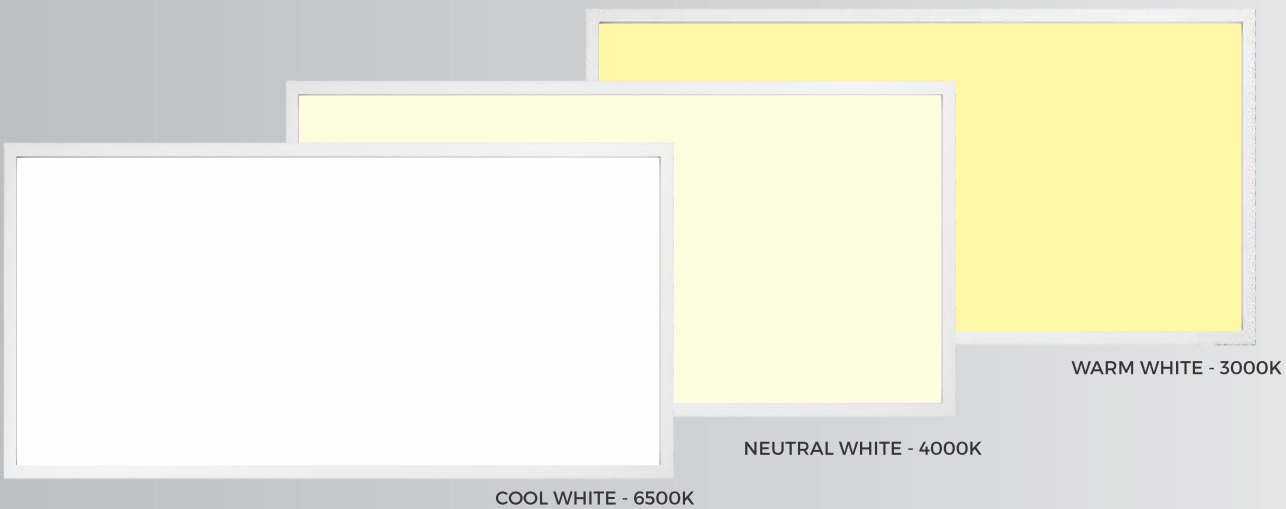
36W | 42W | 48W



2 X 4 | Armstrong Panel

Reliable & Sustainable

60W | 72W



BIS APPROVED	SURGE PROTECTION UPTO 4 KV	50% ENERGY SAVING	 FLUCTUATION PROOF Wide Operating Voltage	CRI>80
------------------------	---	--------------------------------	---	------------------

POWER	POWER FACTOR	OPERATING VOLTAGE	DIMENSION	COLOR TEMP.	LUMENS	PRODUCT CODE	MRP
60W	>0.9	120V-300V	595 x 1195 mm	6500K	6600	EELEHGW60C409	₹ 7500/-
				4000K	6300	EELEHGW60N410	
				3000K	6000	EELEHGW60W411	
72W	>0.9	120V-300V	595 x 1195 mm	6500K	7920	EELEHGW72C412	₹ 8750/-
				4000K	7560	EELEHGW72N413	
				3000K	7200	EELEHGW72W414	

FOCUS

COB TRACK LIGHT

15w | 25w

WHITE & BLACK



Application

Showrooms, Art Galleries, Product Displays, Retail Shops, Living Rooms.

Tracks Lights are versatile, allowing flexibility in sizing, placement and fixture styles. Lights can be aimed at any artwork, countertops, walls, or other room features as needed, making them infinitely useful if you like to change your furniture, displays, items or artwork around from time to time.



ALUMINUM HOUSING FOR BETTER HEAT DISSIPATION



LENS BASED TRACK LIGHT




EASY TO INSTALL



WHITE & BLACK TRACKS ARE ALSO AVAILABLE

Features

- Ideal for retail, product and art displays.
- Need specific focused light.
- High intensity COB chip used.
- Lights up a wider area



LENS BASED
Track Light

LUMEN
130 lm/w



POWER	POWER FACTOR	OPERATING VOLTAGE	DIMENSION	COLOR TEMP.	LUMENS	PRODUCT CODE	MRP
15W	>0.9	120V-300V, 50Hz	Ø60mm	6500K	1950	EEFOTLWW15C534	₹ 2000/-
				4000K	1800	EEFOTLWW15N535	
				3000K	1650	EEFOTLWW15W536	
25W	>0.9	120V-300V, 50Hz	Ø80mm	6500K	3250	EEFOTLWW25C537	₹ 2500/-
				4000K	3000	EEFOTLWW25N538	
				3000K	2750	EEFOTLWW25W539	
WHITE TRACK			1 MTR			EET1MTW506	₹ 625/-
BLACK TRACK						EET1MTB505	

FOCUS

COB ZOOM LIGHT




12w | 18w | 24w | 36w



CRI >80

LENS BASED
ZOOM Light



COLOR TEMP.

LUMEN
130 lm/w

Powered By

SAMSUNG
COB LED



POWER	POWER FACTOR	OPERATING VOLTAGE	DIMENSION	COLOR TEMP.	LUMENS	PRODUCT CODE	MRP
12W	>0.9	120v-440V, 50Hz	Ø90mm Cutout : Ø75mm	6500K	1320	EEFOZLW12C381	₹ 1500/-
				4000K	1260	EEFOZLW12N382	
				3000K	1200	EEFOZLW12W383	
18W	>0.9	120v-440V, 50Hz	Ø110mm Cutout : Ø95mm	6500K	1980	EEFOZLW18C384	₹ 2000/-
				4000K	1890	EEFOZLW18N385	
				3000K	1800	EEFOZLW18W386	
24W	>0.9	120v-440V, 50Hz	Ø130mm Cutout : Ø120mm	6500K	2640	EEFOZLW24C387	₹ 3000/-
				4000K	2520	EEFOZLW24N388	
				3000K	2400	EEFOZLW24W389	
36W	>0.9	120v-440V, 50Hz	Ø165mm Cutout : Ø150mm	6500K	3960	EEFOZLW36C390	₹ 4250/-
				4000K	3780	EEFOZLW36N391	
				3000K	3600	EEFOZLW36W392	



6w | 12w | 18w



TILTABLE
Spot Light

LUMEN
130 lm/w

POWER	POWER FACTOR	OPERATING VOLTAGE	DIMENSION	COLOR TEMP.	LUMENS	PRODUCT CODE	MRP
6W	>0.9	120v-440V, 50Hz	Ø85mm Cutout : Ø70mm	6500K	780	EEFOSLW6C372	₹ 700/-
				4000K	720	EEFOSLW6N373	
				3000K	660	EEFOSLW6W374	
12W	>0.9	120v-440V, 50Hz	Ø110mm Cutout : Ø90mm	6500K	1560	EEFOSLW12C375	₹ 1200/-
				4000K	1440	EEFOSLW12N376	
				3000K	1320	EEFOSLW12W377	
18W	>0.9	120v-440V, 50Hz	Ø140mm Cutout : Ø115mm	6500K	2340	EEFOSLW18C378	₹ 1500/-
				4000K	2160	EEFOSLW18N379	
				3000K	1980	EEFOSLW18W380	



MR16



GU10



GU5.3



CRI >80

LUMEN
130 lm/w

COLOR TEMP.

LENS BASED
Lamps


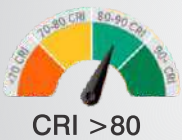


LONG LIFESPAN

POWER	POWER FACTOR	OPERATING VOLTAGE	DIMENSION	COLOR TEMP.	LUMENS	PRODUCT CODE	MRP
MR-16 6W	>0.9	120v-300V, 50Hz	Ø2 inch, H 2 inch	6500K	780	EEFOSLMR16W6C397	₹ 320 /-
				3000K	660	EEFOSLMR16W6W398	
GU-10 6W	>0.9	120v-300V, 50Hz	Ø2 inch, H 2.5 inch	6500K	780	EEFOSL GU10W6C399	₹ 320 /-
				3000K	660	EEFOSL GU10W6W400	
GU-5.3 6W	>0.9	120v-300V, 50Hz	Ø2 inch, H 2.2 inch	6500K	780	EEFOSL GU5.3W6C401	₹ 320 /-
				3000K	660	EEFOSL GU5.3W6W402	

FOCUS

MINI SPOT LIGHT



COLOR TEMP.

LUMEN
130 lm/w



POWER	POWER FACTOR	OPERATING VOLTAGE	DIMENSION	COLOR TEMP.	LUMENS	PRODUCT CODE	MRP
3W ROUND	>0.9	120v-300V, 50Hz	Ø40mm, H 25mm Cutout - 30mm	6500K	390	EEFOSLRDW3C403	₹ 299 /-
				4000K	360	EEFOSLRDW3N521	
				3000K	330	EEFOSLRDW3W404	
3W SQUARE	>0.9	120v-300V, 50Hz	Ø40mm, H 25mm Cutout - 30mm	6500K	390	EEFOSLSQW3C405	₹ 299 /-
				4000K	360	EEFOSLSQW3N522	
				3000K	330	EEFOSLSQW3W406	
3W SQUARE TILT	>0.9	120v-300V, 50Hz	40x40mm, H 25mm Cutout - 44mm	6500K	390	EEFOSLSQW6C407	₹ 449 /-
				4000K	360	EEFOSLSQW3N523	
				3000K	330	EEFOSLSQW6W408	



RECESSED SLIM DOWNLIGHT



BIS
APPROVED

SURGE
PROTECTION
UPTO 4 KV

EXTRA
DIFFUSION
AREA

85%
ENERGY
SAVING

FLUCTUATION PROOF
Wide Operating Voltage



Features:

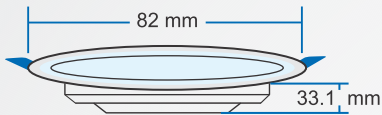
- More Light as compared to Ordinary Panels. (Wider Coverage)
- Suitable for all Indian Power Conditions.
- Inbuilt Driver
- Light Polycarbonate Housing.
- Reliable LED's
- Anti-flicker LED Light
- High Lumen

Application :


Home, Office, Corridor, Restaurant, Mart, Gallery



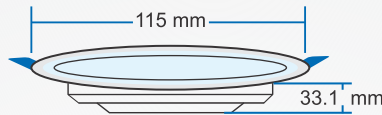
DUO-6W



Cutout - Ø65mm (Ø 2.55 inch)



DUO-10W



Cutout - Ø99mm (Ø 3.9 inch)



DUO-15W



Cutout - Ø149mm (Ø 5.9 inch)



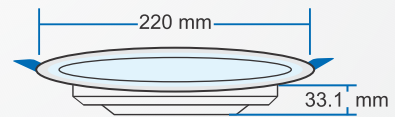
DUO-20W



Cutout - Ø205mm (Ø 8.1 inch)



DUO-24W



Cutout - Ø205mm (Ø 8.1 inch)

POWER	POWER FACTOR	OPERATING VOLTAGE	DIMENSION	COLOR TEMP.	LUMENS	PRODUCT CODE	MRP
6W	>0.9	120V - 440V	Ø 82 mm	6500K	660	EEDURDDLW6C570	₹ 260/-
				4000K	630	EEDURDDLW6N571	
				3000K	600	EEDURDDLW6W572	
10W	>0.9	120V - 440V	Ø 99 mm	6500K	1100	EEDURDDLW10C573	₹ 350/-
				4000K	1050	EEDURDDLW10N574	
				3000K	1000	EEDURDDLW10W575	
15W	>0.9	120V - 440V	Ø 165 mm	6500K	1650	EEDURDDLW15C576	₹ 600/-
				4000K	1575	EEDURDDLW15N577	
				3000K	1500	EEDURDDLW15W578	
20W	>0.9	120V - 440V	Ø 220 mm	6500K	2200	EEDURDDLW20C579	₹ 875/-
				4000K	2100	EEDURDDLW20N580	
				3000K	2000	EEDURDDLW20W581	
24W	>0.9	120V - 440V	Ø 220 mm	6500K	2640	EEDURDDLW24C582	₹ 950/-
				4000K	2520	EEDURDDLW24N583	
				3000K	2400	EEDURDDLW24W584	

RECESSED SLIM DOWNLIGHT



BIS
APPROVED

SURGE
PROTECTION
UPTO 4 KV

EXTRA
DIFFUSION
AREA

85%
ENERGY
SAVING

FLUCTUATION PROOF
Wide Operating Voltage

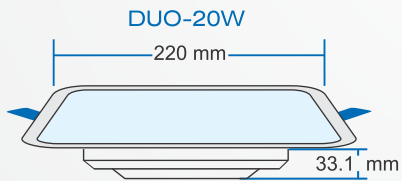
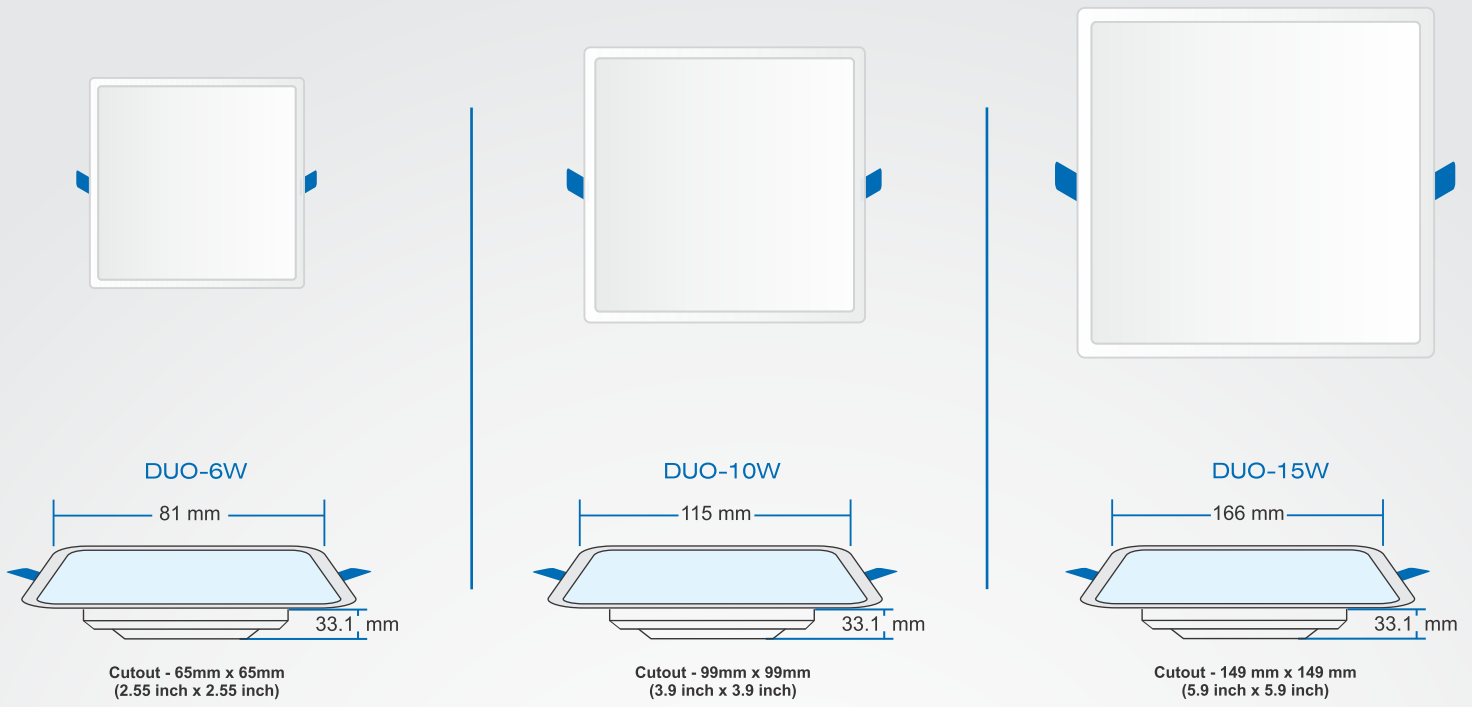


Features:

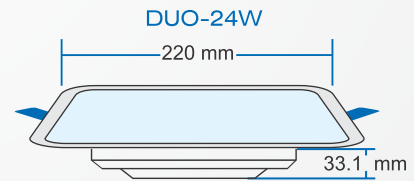
- More Light as compared to Ordinary Panels. (Wider Coverage)
- Suitable for all Indian Power Conditions.
- Easy Installation
- Reliable LED's
- No strain to Eyes
- High Lumen

Application :

Home, Office, Corridor, Restaurant, Mart, Gallery



Cutout - 205mm x 205mm
(8.1 inch x 8.1 inch)



Cutout - 205mm x 205mm
(8.1 inch x 8.1 inch)

POWER	POWER FACTOR	OPERATING VOLTAGE	DIMENSION	COLOR TEMP.	LUMENS	PRODUCT CODE	MRP
6W	>0.9	120V - 440V	81 mm x 81 mm	6500K	660	EEDUSQDLW6C585	₹ 260/-
				4000K	630	EEDUSQDLW6N586	
				3000K	600	EEDUSQDLW6W587	
10W	>0.9	120V - 440V	115 mm x 115 mm	6500K	1100	EEDUSQDLW10C588	₹ 350/-
				4000K	1050	EEDUSQDLW10N589	
				3000K	1000	EEDUSQDLW10W590	
15W	>0.9	120V - 440V	166 mm x 166 mm	6500K	1650	EEDUSQDLW15C591	₹ 600/-
				4000K	1575	EEDUSQDLW15N592	
				3000K	1500	EEDUSQDLW15W593	
20W	>0.9	120V - 440V	220mm x 220mm	6500K	2200	EEDUSQDLW20C594	₹ 875/-
				4000K	2100	EEDUSQDLW20N595	
				3000K	2000	EEDUSQDLW20W596	
24W	>0.9	120V - 440V	220mm x 220mm	6500K	2640	EEDUSQDLW24C597	₹ 950/-
				4000K	2520	EEDUSQDLW24N598	
				3000K	2400	EEDUSQDLW24W599	

RECESSED SLIM PANEL LIGHT

BIS
APPROVED

SURGE
PROTECTION
UPTO 4 KV

45K
Hours
LIFE EXPECTANCY

85%
ENERGY
SAVING

FLUCTUATION PROOF
Wide Operating Voltage

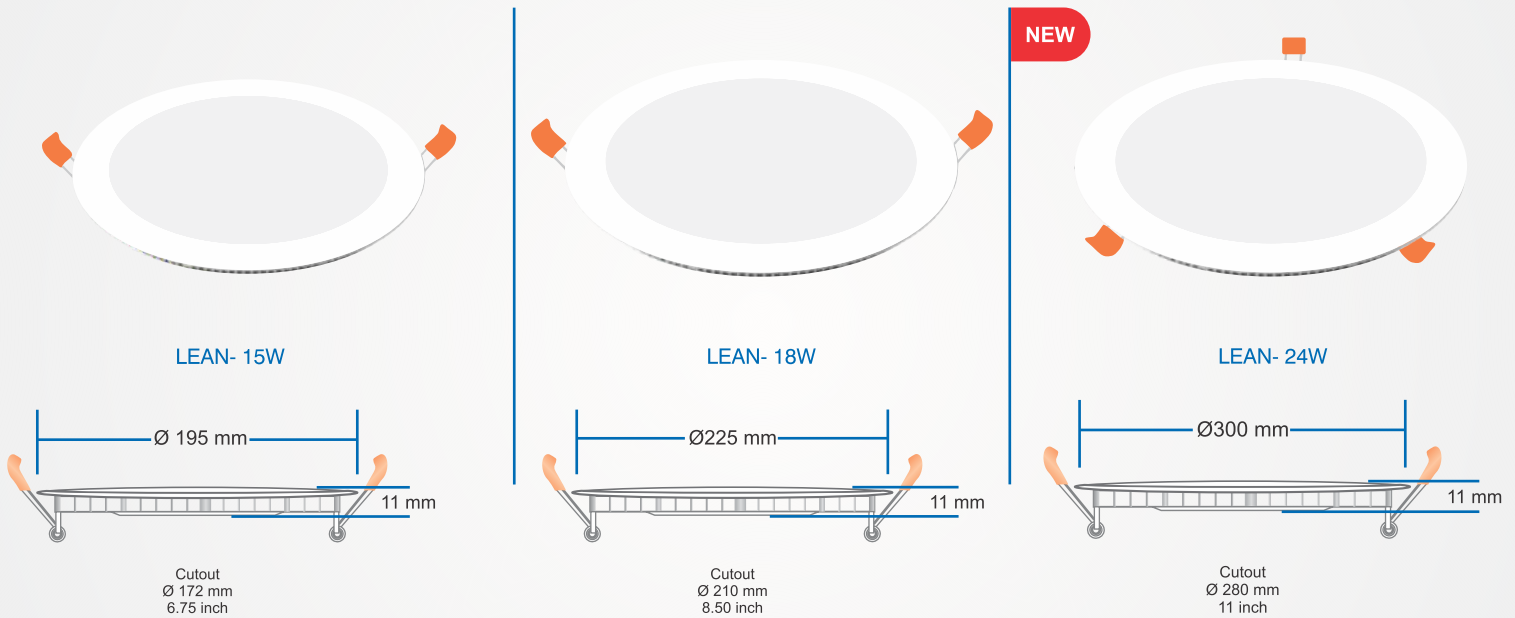
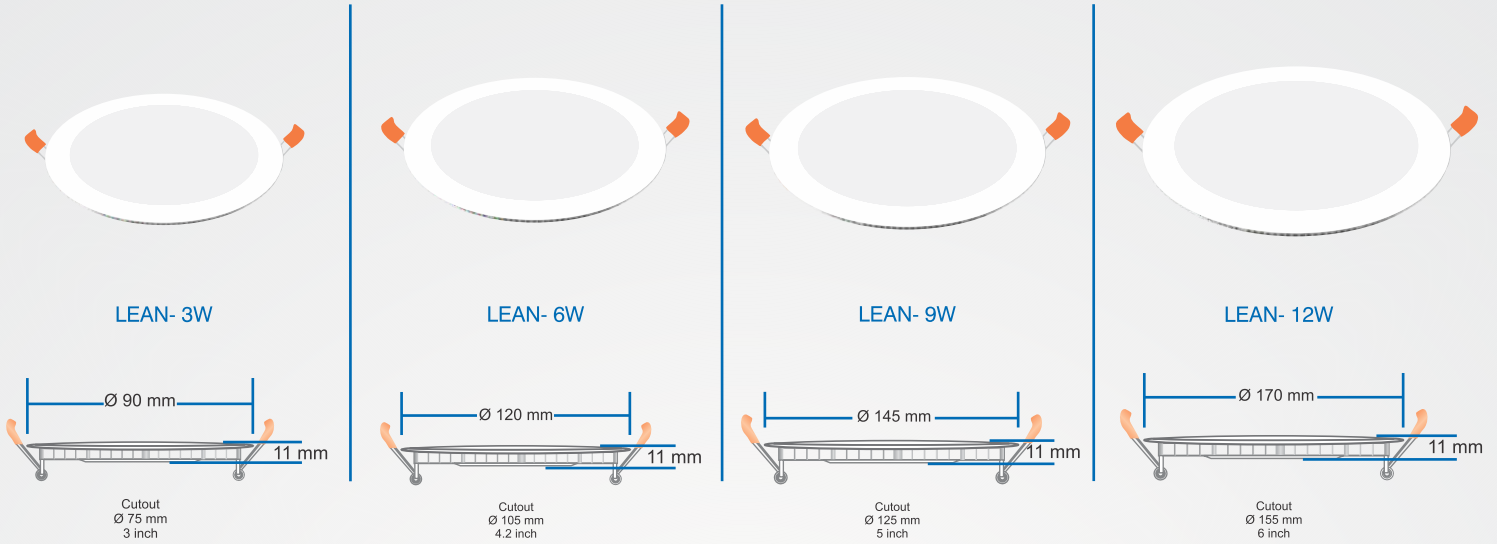
Application :

- Home, Office, Restaurant, Mart, Gallery

Features:

- Unique 12 mm Slim Design
- Driver Mounted on the back panel
- Reliable LED's
- No effect of voltage fluctuation
- High Lumen
- Protection from dust & insects





POWER	POWER FACTOR	OPERATING VOLTAGE	DIMENSION	COLOR TEMP.	LUMENS	PRODUCT CODE	MRP
3W	>0.9	120V - 440V	Ø 90 mm	6500K	330	EELERDW3C031	₹ 329/-
				4000K	315	EELERDW3N032	
				3000K	300	EELERDW3W033	
6W	>0.9	120V - 440V	Ø 120 mm	6500K	660	EELERDW6C034	₹ 449/-
				4000K	630	EELERDW6N035	
				3000K	600	EELERDW6W036	
9W	>0.9	120V - 440V	Ø 145 mm	6500K	990	EELERDW9C037	₹ 549/-
				4000K	945	EELERDW9N038	
				3000K	900	EELERDW9W039	
12W	>0.9	120V - 440V	Ø 170 mm	6500K	1320	EELERDW12C040	₹ 649/-
				4000K	1260	EELERDW12N041	
				3000K	1200	EELERDW12W042	
15W	>0.9	120V - 440V	Ø 195 mm	6500K	1650	EELERDW15C043	₹ 899/-
				4000K	1575	EELERDW15N044	
				3000K	1500	EELERDW15W045	
18W	>0.9	120V - 440V	Ø 225 mm	6500K	1980	EELERDW18C046	₹ 999/-
				4000K	1890	EELERDW18N047	
				3000K	1800	EELERDW18W048	
24W	>0.9	120V - 440V	Ø 300mm	6500K	2640	EELERDW24C287	₹ 1799/-
				4000K	2520	EELERDW24N288	
				3000K	2400	EELERDW24W289	

RECESSED SLIM PANEL LIGHT

BIS
APPROVED

SURGE
PROTECTION
UPTO 4 KV

45k
Hours
LIFE EXPECTANCY

85%
ENERGY
SAVING

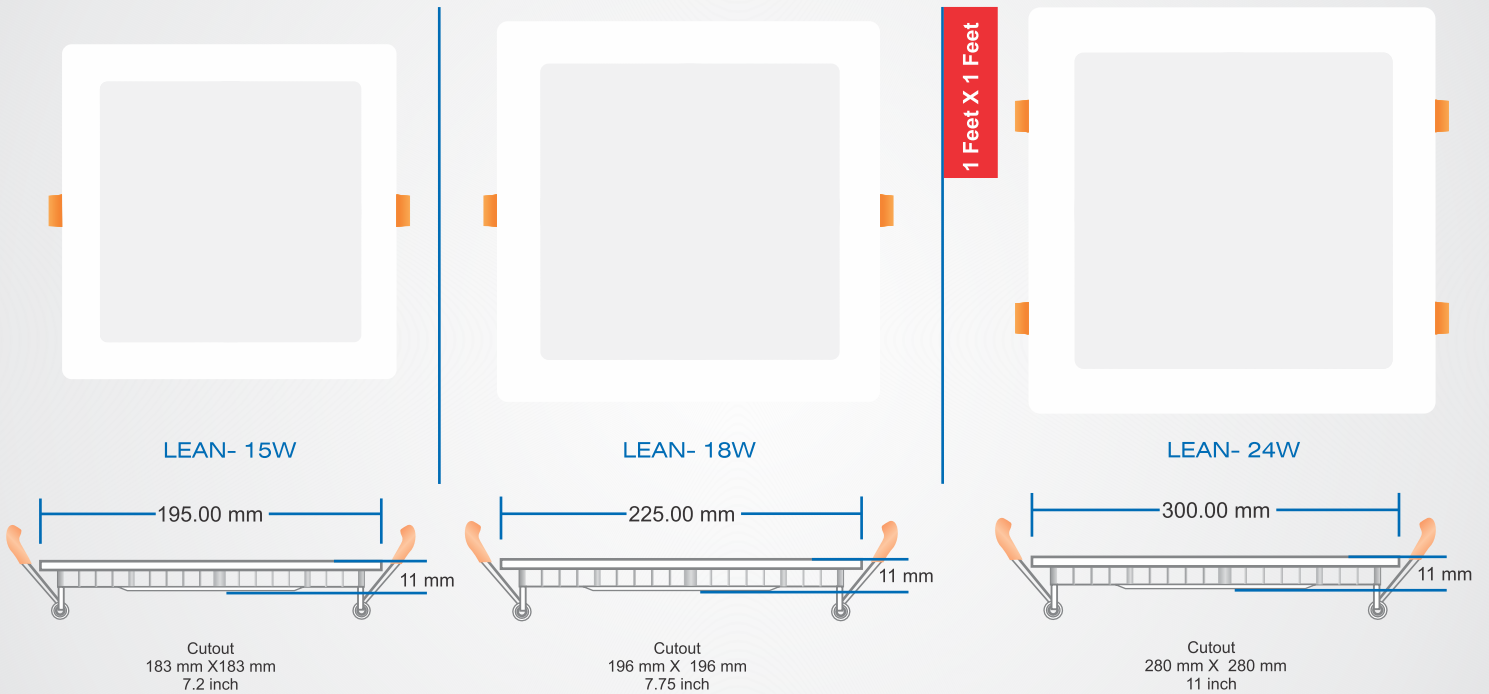
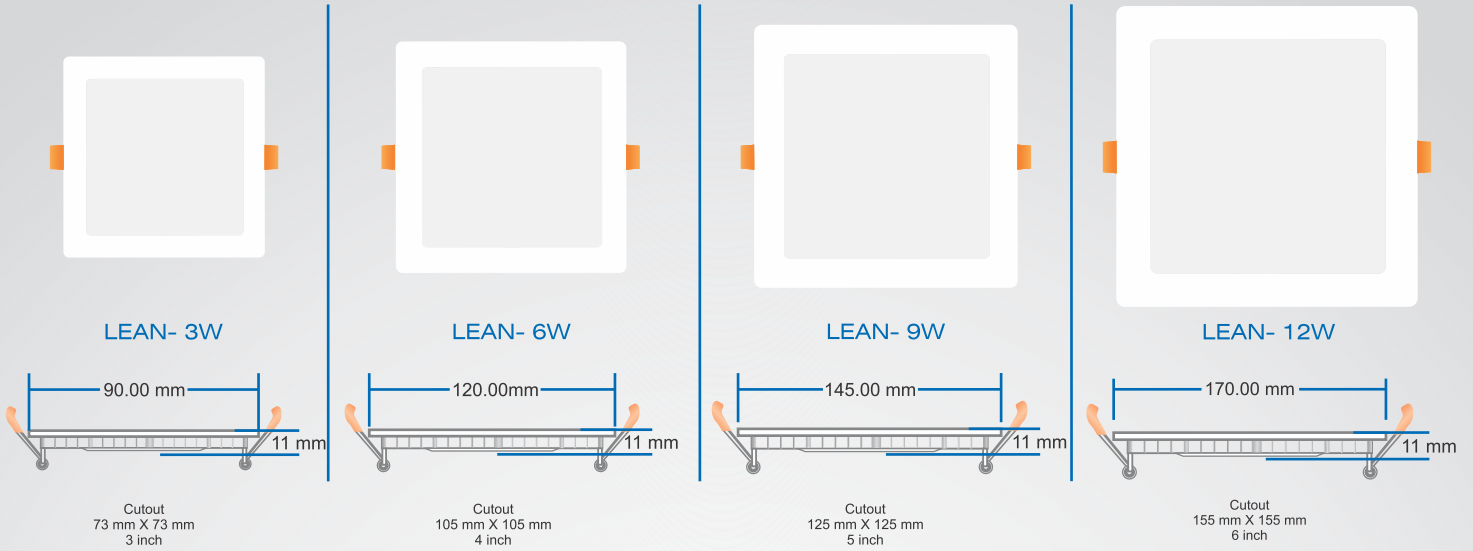
FLUCTUATION PROOF
Wide Operating Voltage

Application :

- Home, Office, Restaurant, Mart, Gallery

Features:

- Unique 12 mm Slim Design
- Driver Mounted on the back panel
- Reliable LED's
- No effect of voltage fluctuation
- High Lumen
- Protection from dust & insects



POWER	POWER FACTOR	OPERATING VOLTAGE	DIMENSION	COLOR TEMP.	LUMENS	PRODUCT CODE	MRP
3W	>0.9	120V - 440V	90 x 90 mm	6500K	330	EELESQW3C049	₹ 329/-
				4000K	315	EELESQW3N050	
				3000K	300	EELESQW3W051	
6W	>0.9	120V - 440V	120 x 120 mm	6500K	660	EELESQW6C052	₹ 449/-
				4000K	630	EELESQW6N053	
				3000K	600	EELESQW6W054	
9W	>0.9	120V - 440V	145 x 145 mm	6500K	990	EELESQW9C055	₹ 549/-
				4000K	945	EELESQW9N056	
				3000K	900	EELESQW9W057	
12W	>0.9	120V - 440V	170 x 170 mm	6500K	1320	EELESQW12C058	₹ 649/-
				4000K	1260	EELESQW12N059	
				3000K	1200	EELESQW12W060	
15W	>0.9	120V - 440V	195 x 195 mm	6500K	1650	EELESQW15C061	₹ 899/-
				4000K	1575	EELESQW15N062	
				3000K	1500	EELESQW15W063	
18W	>0.9	120V - 440V	225 x 225 mm	6500K	1980	EELESQW18C064	₹ 999/-
				4000K	1890	EELESQW18N065	
				3000K	1800	EELESQW18W066	
24W	>0.9	120V - 440V	300x300 mm	6500K	2640	EELESQW24C290	₹ 1799/-
				4000K	2520	EELESQW24N291	
				3000K	2400	EELESQW24W292	



JUNCTION & CONCEALED DOWNLIGHT



Features:

- Modern Design
- Innovative Heat Sink
- Reliable LED's
- No effect of voltage fluctuation
- High Lumen

Application :

- Home, Office, Restaurant, Mart, Gallery

IS-15885 (PART 2/SEC 13):2012



R-91003450
www.bis.gov.in

Easily Fits into Conceal & Junction Box

85% ENERGY SAVING

POWER FACTOR **>0.95**

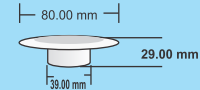
Surge Protection upto 4.0 KV

NEW

JUNCTION BOX LIGHT

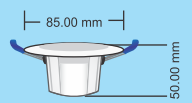
2W

Mini Junction Box Light



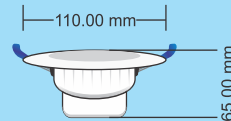
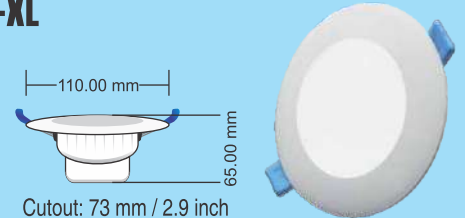
Cutout: 36 mm / 1.50 inch

4W



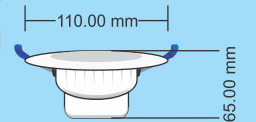
Cutout: 51 mm / 2 inch

6W-XL



Cutout: 73 mm / 2.9 inch

9W



Cutout: 73 mm / 2.9 inch

R G B P COLOR ALSO AVAILABLE

POWER	POWER FACTOR	OPERATING VOLTAGE	DIMENSION	COLOR TEMP.	LUMENS	PRODUCT CODE	MRP
2W	>0.9	120V-300V, 50Hz	Ø80mm	6500K	220	EEBXRDW2C615	₹ 150/-
				4000K	210	EEBXRDW2N616	
				3000K	200	EEBXRDW2W617	
4W	>0.9	120V-300V, 50Hz	Ø85mm	6500K	440	EEBXRDW4C348	₹ 225/-
				4000K	420	EEBXRDW4N349	
				3000K	400	EEBXRDW4W350	
				RED		EEBXRDW4R357	
				GREEN		EEBXRDW4G358	
				BLUE		EEBXRDW4B359	
6W XL	>0.9	120V-300V, 50Hz	Ø110mm	6500K	660	EEBXRDW6C351	₹ 299/-
				4000K	630	EEBXRDW6N352	
				3000K	600	EEBXRDW6W353	
				RED		EEBXRDW6R360	
				GREEN		EEBXRDW6G361	
9W	>0.9	120V-300V, 50Hz	Ø110mm	6500K	990	EEBXRDW9C354	₹ 349/-
				4000K	945	EEBXRDW9N355	
				3000K	900	EEBXRDW9W356	

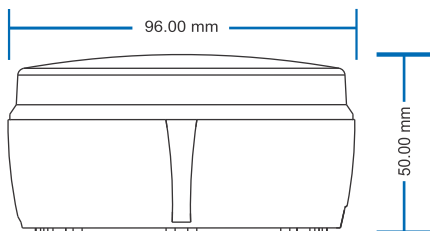
NEW

SURFACE DOWNLIGHT

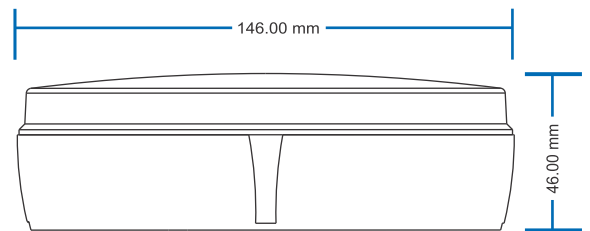
<p>BIS APPROVED DRIVER</p>	<p>SURGE PROTECTION UPTO 4 KV</p>	<p>45k Hours LIFE EXPECTANCY</p>	<p>85% ENERGY SAVING</p>	<p>FLUCTUATION PROOF Wide Operating Voltage</p>	<p>Application :</p> <ul style="list-style-type: none"> • Home, Office, Restaurant, Mart, Gallery • Ceiling Mounting Light
-----------------------------------	--	---	---------------------------------	--	---



SURFACE-10W



SURFACE-15W



POWER	POWER FACTOR	OPERATING VOLTAGE	DIMENSION	COLOR TEMP.	LUMENS	PRODUCT CODE	MRP
10W	>0.9	120V - 440V	Ø 96 mm	6500K	1100	EEUNDLW10C653	₹ 499/-
				4000K	1050	EEUNDLW10N654	
				3000K	1000	EEUNDLW10W655	
15W	>0.9	120V - 440V	Ø 146 mm	6500K	1650	EEUNDLW15C656	₹ 799/-
				4000K	1575	EEUNDLW15N657	
				3000K	1500	EEUNDLW15W658	

SURFACE DOWNLIGHT



BIS
APPROVED

SURGE
PROTECTION
UPTO 4 KV

45K
Hours
LIFE EXPECTANCY

85%
ENERGY
SAVING

FLUCTUATION PROOF
Wide Operating Voltage

Application :

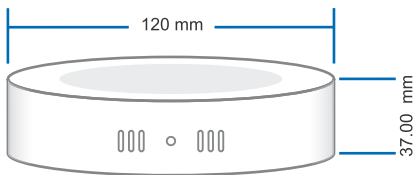
- Home, Office, Restaurant, Mart, Gallery
- Ceiling Mounting Light

Features:

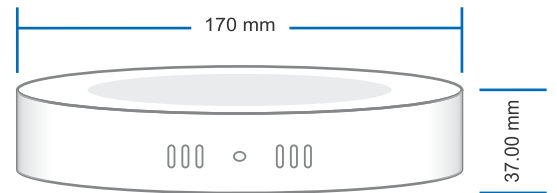
- All Aluminum Housing
- Driver Mounted on the back panel
- Easy Installation
- Reliable LED's
- No strain to eyes
- High Lumen



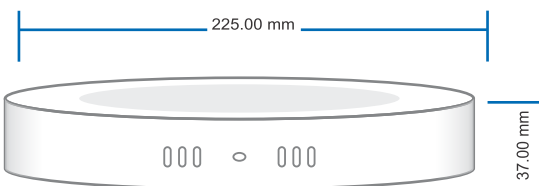
GALAXY-6W



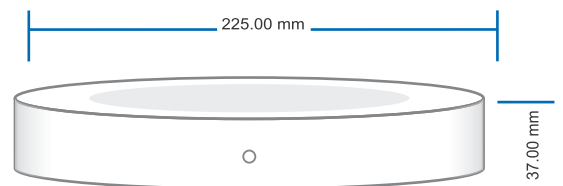
GALAXY-12W



GALAXY-18W



GALAXY-24W



POWER	POWER FACTOR	OPERATING VOLTAGE	DIMENSION	COLOR TEMP.	LUMENS	PRODUCT CODE	MRP
6W	>0.9	120V - 440V	Ø 120 mm	6500K	660	EEGARDW6C101	₹ 449/-
				4000K	630	EEGARDW6N201	
				3000K	600	EEGARDW6W102	
12W	>0.9	120V - 440V	Ø 170 mm	6500K	1320	EEGARDW12C103	₹ 699/-
				4000K	1260	EEGARDW12N202	
				3000K	1200	EEGARDW12W104	
18W	>0.9	120V - 440V	Ø 225 mm	6500K	1980	EEGARDW18C105	₹ 999/-
				4000K	1890	EEGARDW18N203	
				3000K	1800	EEGARDW18W106	
24W	>0.9	120V - 440V	Ø 225 mm	6500K	2640	EEGARDW24C281	₹ 1899/-
				4000K	2520	EEGARDW24N282	
				3000K	2400	EEGARDW24W283	

SURFACE DOWNLIGHT

BIS
APPROVED

SURGE
PROTECTION
UPTO 4 KV

45K
Hours
LIFE EXPECTANCY

85%
ENERGY
SAVING

FLUCTUATION PROOF
Wide Operating Voltage

Application :

- Home, Office, Restaurant, Mart, Gallery
- Ceiling Mounting Light

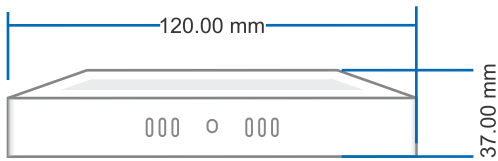
Features:

- All Aluminum Housing
- Driver Mounted on the back panel
- Easy Installation
- Reliable LED's
- No strain to eyes
- High Lumen

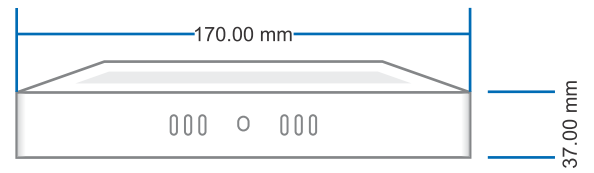




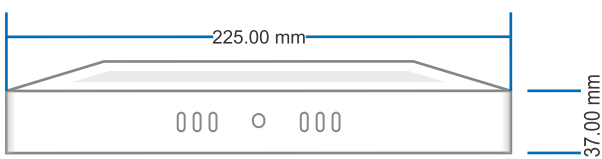
GALAXY-6W



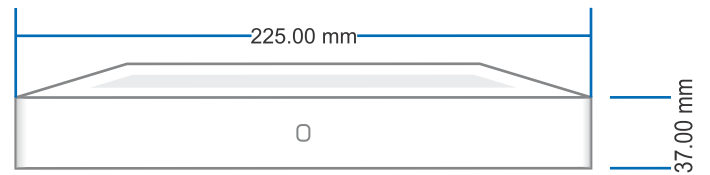
GALAXY-12W



GALAXY-18W



GALAXY-24W



POWER	POWER FACTOR	OPERATING VOLTAGE	DIMENSION	COLOR TEMP.	LUMENS	PRODUCT CODE	MRP
6W	>0.9	120V - 440V	120 x 120 mm	6500K	660	EEGASQW6C107	₹ 449/-
				4000K	630	EEGASQW6N204	
				3000K	600	EEGASQW6W108	
12W	>0.9	120V - 440V	170 x 170 mm	6500K	1320	EEGASQW12C109	₹ 699/-
				4000K	1260	EEGASQW12N205	
				3000K	1200	EEGASQW12W110	
18W	>0.9	120V - 440V	225 x 225 mm	6500K	1980	EEGASQW18C111	₹ 999/-
				4000K	1890	EEGASQW18N206	
				3000K	1800	EEGASQW18W112	
24W	>0.9	120V - 440V	225 x 225 mm	6500K	2640	EEGASQW24C284	₹ 1899/-
				4000K	2520	EEGASQW24N285	
				3000K	2400	EEGASQW24W286	



GALAXY
SLIM ROUND

SLIMMEST SURFACE DOWNLIGHT

NEW



85%
ENERGY
SAVING

SURGE
PROTECTION
UPTO 3 KV

45K
Hours
LIFE EXPECTANCY

FLUCTUATION PROOF
Wide Operating Voltage

Features:

- Slimest Surface Light
- Easy Installation
- Reliable LED's
- No strain to eyes
- High Lumen
- No More Dark Ceilings

Application :

Home, Office, Restaurant, Mart, Gallery
Ceiling Mounting Light

Lighting, Over the Years has Evolved into a tool that not only lits up spaces but also helps reduce energy consumption, safeguard resources and provide positive living environment.

Light has a measure impact on our wellbeing, mood & emotions. It Inspires, Communicates, Sets the scene & enhances productivity & comfort in any living space.

POWER	POWER FACTOR	OPERATING VOLTAGE	DIMENSION	COLOR TEMP.	LUMENS	PRODUCT CODE	MRP
12W WHITE	>0.9	165V - 270V	Ø 142mm / 5.5inch H 41mm	6500K	1560	EEGSRDW12C207	₹ 549/-
				4000K	1440	EEGSRDW12N208	
				3000K	1320	EEGSRDW12W209	
12W BLACK	>0.9	165V - 270V	Ø 142mm / 5.5inch H 41mm	6500K	1560	EEGSRDBLW12C462	₹ 549/-
				4000K	1440	EEGSRDBLW12N463	
				3000K	1320	EEGSRDBLW12W464	
18W WHITE	>0.9	165V - 270V	Ø177mm / 7inch H 46mm	6500K	2340	EEGSRDW18C210	₹ 825/-
				4000K	2160	EEGSRDW18N211	
				3000K	1980	EEGSRDW18W212	
18W BLACK	>0.9	165V - 270V	Ø177mm / 7inch H 46mm	6500K	2340	EEGSRDBLW18C465	₹ 825/-
				4000K	2160	EEGSRDBLW18N466	
				3000K	1980	EEGSRDBLW18W467	

SLIMMEST SURFACE DOWNLIGHT

NEW



85%
ENERGY
SAVING

SURGE
PROTECTION
UPTO 3 KV

45K
Hours
LIFE EXPECTANCY

FLUCTUATION PROOF
Wide Operating Voltage

Features:

- Slimmest Surface Light
- Easy Installation
- Reliable LED's
- No strain to eyes
- High Lumen
- No More Dark Ceilings

Application :

Home, Office, Restaurant, Mart, Gallery
Ceiling Mounting Light

Lighting, Over the Years has Evolved into a tool that not only lits up spaces but also helps reduce energy consumption, safeguard resources and provide positive living environment.

Light has a measure impact on our wellbeing, mood & emotions. It Inspires, Communicates, Sets the scene & enhances productivity & comfort in any living space.

POWER	POWER FACTOR	OPERATING VOLTAGE	DIMENSION	COLOR TEMP.	LUMENS	PRODUCT CODE	MRP
12W WHITE	>0.9	165V - 270V	137 x 137 mm / 5.5inch H 32mm	6500K	1560	EEGSSQW12C213	₹ 575/-
				4000K	1440	EEGSSQW12N214	
				3000K	1320	EEGSSQW12W215	
12W BLACK	>0.9	165V - 270V	137 x 137 mm / 5.5inch H 32mm	6500K	1560	EEGSSQBLW12C468	₹ 575/-
				4000K	1440	EEGSSQBLW12N469	
				3000K	1320	EEGSSQBLW12W470	
18W WHITE	>0.9	165V - 270V	173 x 173 mm / 6.0inch H 33mm	6500K	2340	EEGSSQW18C216	₹ 850/-
				4000K	2160	EEGSSQW18N217	
				3000K	1980	EEGSSQW18W218	
18W BLACK	>0.9	165V - 270V	173 x 173 mm / 6.0inch H 33mm	6500K	2340	EEGSSQBLW18C471	₹ 850/-
				4000K	2160	EEGSSQBLW18N472	
				3000K	1980	EEGSSQBLW18W473	

RECESSED DOWNLIGHT

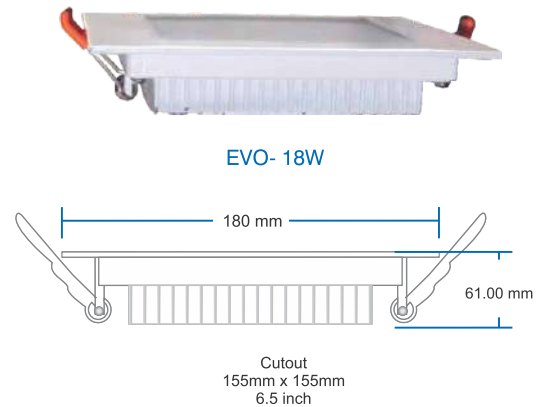
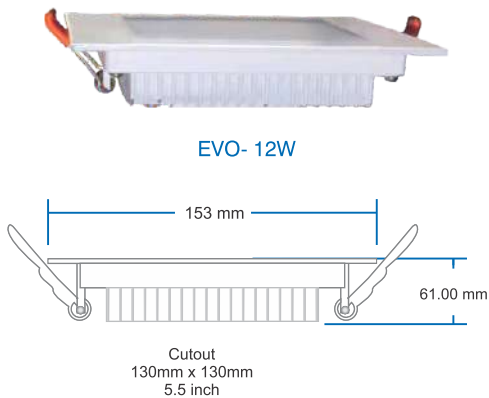


BIS
APPROVED
DRIVER

SURGE
PROTECTION
UPTO 4 KV

45K^{*}
Hours
LIFE EXPECTANCY

85%
ENERGY
SAVING

FLUCTUATION PROOF
Wide Operating Voltage



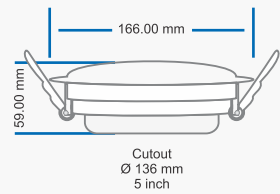
POWER	POWER FACTOR	OPERATING VOLTAGE	DIMENSION	COLOR TEMP.	LUMENS	PRODUCT CODE	MRP
3W	>0.9	120V - 440V	85 x 85 mm	6500K	390	EEEVSQW3C019	₹ 329/-
				3000K	330	EEEVSQW3W021	
6W	>0.9	120V - 440V	110 x 110 mm	6500K	780	EEEVSQW6C022	₹ 399/-
				3000K	660	EEEVSQW6W024	
12W	>0.9	120V - 440V	150 x 150 mm	6500K	1560	EEEVSQW12C025	₹ 699/-
				3000K	1320	EEEVSQW12W027	
18W	>0.9	120V - 440V	180 x 180 mm	6500K	2340	EEEVSQW18C028	₹ 1049/-
				3000K	1980	EEEVSQW18W030	

Application :

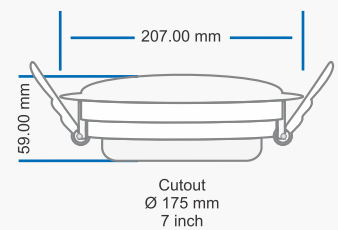
- Home, Office, Restaurant, Mart, Gallery



MOON- 15W



MOON- 20W

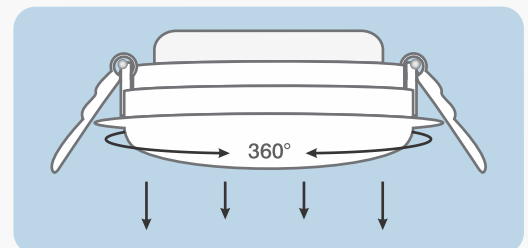


SPREAD'S **LIGHT**
ALL AROUND



Features

- Recessed Downlight
- Can be used with Dimmable socket.
- 360° illumination.
- Anti-glare LED lamps with adjustable illumination light.
- Inbuilt On-Board LED Driver.



45K
Hours
LIFE EXPECTANCY

85%
ENERGY
SAVING

FLUCTUATION PROOF
Wide Operating Voltage

**SURGE
PROTECTION**
UPTO 2.5 KV

POWER	POWER FACTOR	OPERATING VOLTAGE	DIMENSION	COLOR TEMP.	LUMENS	PRODUCT CODE	MRP
15W	>0.9	165V - 270V	W = 166mm H = 59 mm	6500K	1500	EEMORDW15C127	₹ 749/-
				4000K	1350	EEMORDW15N129	
				3000K	1200	EEMORDW15W128	
20W	>0.9	165V - 270V	W = 207mm H = 59 mm	6500K	2000	EEMORDW20C130	₹ 849/-
				4000K	1800	EEMORDW20N132	
				3000K	1600	EEMORDW20W131	



DECO
DESIGNER
CONCEAL LIGHT

5W

NEW



GOLD



WHITE



BLACK

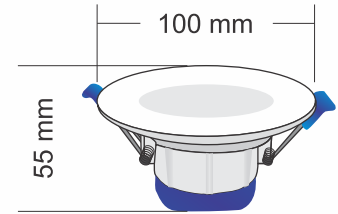


SILVER



GREY

Available in 5 Designer Rings



Cutout - 3 inch

BIS
APPROVED

SURGE
PROTECTION
UPTO 3.50 KV

85%
ENERGY
SAVING


FLUCTUATION PROOF
Wide Operating Voltage


Anti glare diffuser

Easily Fits into Conceal Box

POWER	POWER FACTOR	OPERATING VOLTAGE	CUT-OUT	COLOR TEMP.	LUMENS	PRODUCT CODE	MRP
5W GOLD	>0.9	120V-440V	3 inch	6500K	550	EEDEGORDW5C421	₹ 500/-
				3000K	500	EEDEGORDW5W422	
5W GREY	>0.9	120V-440V	3 inch	6500K	550	EEDEGRRDW5C423	₹ 500/-
				3000K	500	EEDEGRRDW5W424	
5W WHITE	>0.9	120V-440V	3 inch	6500K	550	EEDEWHRDW5C425	₹ 500/-
				3000K	500	EEDEWHRDW5W426	
5W SILVER	>0.9	120V-440V	3 inch	6500K	550	EEDESIRDW5C427	₹ 500/-
				3000K	500	EEDESIRDW5W428	
5W BLACK	>0.9	120V-440V	3 inch	6500K	550	EEDEBLRDW5C429	₹ 500/-
				3000K	500	EEDEBLRDW5W430	



WARM WHITE

NEUTRAL WHITE

COOL WHITE

+

Range

OF LED PRODUCTS



Changes light with every click

The plus range of led product from EcoEarth have been developed keeping in view the need of different lighting atmospheres in a room. Your mood your light gives you an option to change the color of light in one luminary on every click of the switch.

SHINE⁺

3 in 1 LED WALL BATTEN

20W | 12W | 6W



MOON⁺

3 in 1 360° DOWNLIGHT

12W | 15W



EVO⁺

3 in 1 LED DOWNLIGHT

12W | 15W



PRODUCT	GENRE	POWER	OPERATING VOLTAGE	POWER FACTOR	PRODUCT CODE	MRP
MOON ⁺	360° DOWNLIGHT	12W	120V-300V	>0.9	EEMO+RDW12160	₹ 799 /-
		15W	120V-300V	>0.9	EEMO+RDW15161	₹ 949 /-
EVO ⁺	LED DOWNLIGHT	15W	120V-300V	>0.9	EEEV+RDW15163	₹ 999 /-
SHINE ⁺	LED BATTEN	6W	120V-300V		EESH+BTW6300	₹ 349 /-
		12W	120V-300V	>0.9	EESH+BTW12299	₹ 599 /-
		20W	120V-300V		EESH+BTW20164	₹ 799 /-

Note: Each Luminary should be connected to Separate Switch.

ALUMINIUM EXTRUDED BATTEN



ALUMINIUM RETROFIT TUBELIGHT



Application : Residence | School & Colleges | Offices | Hotels & Resorts | Shops | Hospitals | Industries

PRODUCT FEATURES:

- LED Batten with slim design & Decorative End Caps
- Lm80 tested high brightness LED technology
- High performance non-yellowing diffuser gives spots-free light
- High efficiency driver with wide voltage range 120-300 VAC
- High PF>0.9, thermal, short circuit, overload & 2.5kV surge protection
- Ip20 protection, suitable for wall / Ceiling mounted applications

BENEFITS

- Modern Design
- Reliable LED's
- No strain to eyes
- No effect of voltage fluctuation
- Robust driver
- Protection from dust & insects



POWER	POWER FACTOR	OPERATING VOLTAGE	DIMENSION	BEAM ANGLE	COLOR TEMP.	LUMENS	PRODUCT CODE	MRP
18W (BATTEN)	>0.9	165v-270v, 50Hz	4 FEET	120°	6500	2340	EEPRBTW18C244	₹ 499 /-
20W (RETROFIT)	>0.9	120v-300V, 50Hz	4 FEET	120°	6500	2600	EEPRRTW20C301	₹ 749 /-

PLUG & PLAY SYSTEM



CCT
2700-6500K

**INBUILT
POWER SUPPLY**

**SURGE
PROTECTION**
UPTO 4 kV

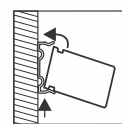
FLUCTUATION PROOF
Wide Operating Voltage

Lengths Available in 1 Feet, 2 Feet, 4 Feet Standard Sizes

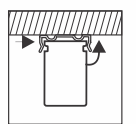
Special Sizes upto 8 Feet can be developed as per the bulk Project requirement.



Suspension





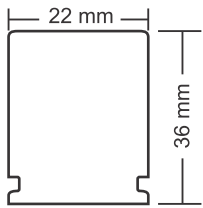

Wall Mount



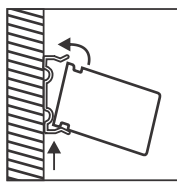
Ceiling Mount

Create Your Own Designs





BATTEN SHAPE



EASY INSTALLATION




POWER	POWER FACTOR	OPERATING VOLTAGE	DIMENSION	COLOR TEMP.	LUMENS	PRODUCT CODE	MRP
6W	>0.9	120v-440V, 50Hz	1 feet	6500	660	EESHTW6C150	₹ 229 /-
12W	>0.9	120v-440V, 50Hz	2 feet	6500	1320	EESHTW12C152	₹ 399 /-
20W	>0.9	120v-440V, 50Hz	4 feet	6500	2200	EESHTW20C154	₹ 499 /-
				4000	2100	EESHTW20N201	
				3000	2000	EESHTW20W155	
24W	>0.9	120v-440V, 50Hz	4 feet	6500	2640	EESHTW24C567	₹ 699 /-
				4000	2520	EESHTW24N568	
				3000	2400	EESHTW24W569	

Application : Residence | School & Colleges | Offices | Hotels & Resorts | Shops | Hospitals



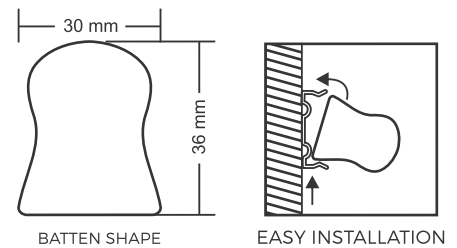
PRODUCT FEATURES:

- LED Batten with slim design & decorative end caps
- Lm80 tested high brightness LED technology
- High performance non-yellowing diffuser gives spots-free light



BENEFITS

- Modern Design
- Reliable LED's
- No strain to eyes
- No effect of voltage fluctuation
- Robust driver
- Protection from dust & insects



POWER	POWER FACTOR	OPERATING VOLTAGE	DIMENSION	COLOR TEMP.	LUMENS	PRODUCT CODE	MRP
6W	>0.9	120v-440V, 50Hz	1 FEET	6500K	660	EELUBTW6N140	₹ 249 /-
				3000K	600	EELUBTW6W141	
12W	>0.9	120v-440V, 50Hz	2 FEET	6500K	1320	EELUBTW12N142	₹ 449 /-
				3000K	1200	EELUBTW12W143	
36W	>0.9	120v-440V, 50Hz	4 FEET	6500K	3960	EELUBTW36C148	₹ 699 /-

Application : Residence | School & Colleges | Offices | Hotels & Resorts | Shops | Hospitals



A New Batten Shape is INVENTED

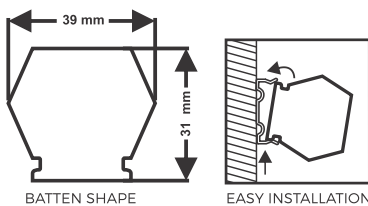


PRODUCT FEATURES:

- LED Batten with hexagon design & decorative end caps
- Lm80 tested high brightness LED technology
- High performance non-yellowing diffuser gives spots-free light
- High efficiency driver with wide voltage range 100-300 VAC
- High PF>0.9, thermal, short circuit, overload & upto 4.0KV surge protection
- Ip20 protection, suitable for wall mounted applications

BENEFITS

- Modern Design
- Reliable LED's
- No strain to eyes
- No effect of voltage fluctuation
- Robust driver
- Protection from dust & insects



POWER	POWER FACTOR	OPERATING VOLTAGE	DIMENSION	COLOR TEMP.	LUMENS	PRODUCT CODE	MRP
12W	>0.9	120v-440V, 50Hz	1 FEET	6500K	1320	EEHEBTW12C184	₹ 399 /-
				4000K	1260	EEHEBTW12N185	
				3000K	1200	EEHEBTW12W186	
24W	>0.9	120v-440V, 50Hz	2 FEET	6500K	2640	EEHEBTW24C187	₹ 599 /-
				4000K	2520	EEHEBTW24N188	
				3000K	2400	EEHEBTW24W189	
50W	>0.9	120v-440V, 50Hz	4 FEET	6500K	5500	EEHEBTW50C190	₹ 1199 /-
				4000K	5250	EEHEBTW50N191	
				3000K	5000	EEHEBTW50W192	

Application: Residence | School & Colleges | Offices | Hotels & Resorts | Shops | Hospitals

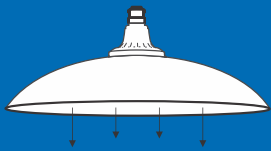
A lowbay light that fits into a B22 holder & has the features of a downlight

Features:

- Last Up to 15 Year*
- Unique heat-dissipation lamp body, safe to use.
- Zero flicker, glare free without UV and infrared & Eco-friendly.
- Unique high luminous efficacy LED and driver technology.
- Energy saving long life time .
- Ideal for Kitchen, Dinning, Galleries & High Ceilings.

Application :

- Home, Office, Restaurant, Mart, Gallery
- Fits into any hanging B22 Holder



**85%
ENERGY
SAVING**

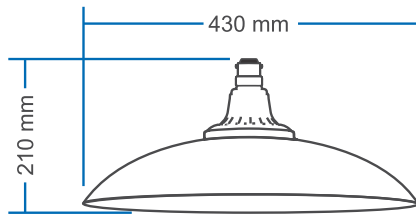
15,000 Hours Life*

**NO UV & IR
RADIATION**

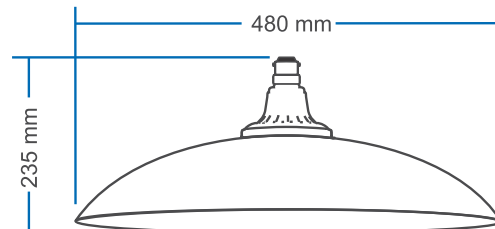
Anti glare



SKYLIGHT - 15W



SKYLIGHT - 20W



POWER	POWER FACTOR	OPERATING VOLTAGE	DIMENSION	COLOR TEMP.	LUMENS	PRODUCT CODE	MRP
15W	>0.9	120V - 300V	W=430 mm H= 215 mm	6500K	1950	EESKRDW30C073	₹ 2049/-
				4000K	1800	EESKRDW30N169	
				3000K	1650	EESKRDW30W074	
20W	>0.9	120V - 300V	W=480 mm H= 230 mm	6500K	2600	EESKRDW40C075	₹ 2499/-
				4000K	2400	EESKRDW40N170	
				3000K	2200	EESKRDW40W076	

*Assuming usage of 160 minutes per day in an open fitting.

NEW GENERATION of **LED LAMPS**

**SURGE
PROTECTION**
UPTO 4 KV

**85%
ENERGY
SAVING**

25,000 Hours Life*

NO UV & IR
RADIATION

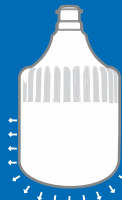
Anti glare

Features:

- Last Up to 15 Year*
- Unique heat-dissipation lamp body, safe to use.
- Zero flicker, glare free without UV and infrared & Eco-friendly.
- Unique high luminous efficacy LED and driver technology
- Energy saving long life time
- Compatible to traditional lamps, easy to install and replace
- Ideal for domestic and industrial applications

Application :

- Home, Office, Restaurant, Mart, Gallery
- LED lamp substitute for Incandescent Bulb & CFL

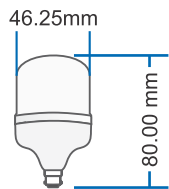


**BROAD
DIFFUSION
AREA**

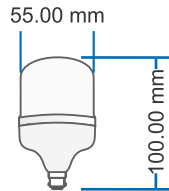




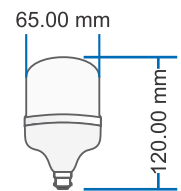
DOME-3W



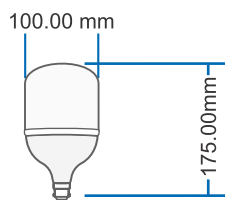
DOME-6W



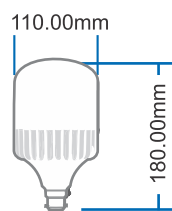
DOME-12W



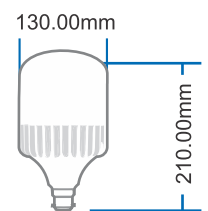
DOME-20W



DOME-35W



DOME-45W



POWER	LAMP BASE	POWER FACTOR	OPERATING VOLTAGE	DIMENSION	COLOR TEMP.	LUMENS	PRODUCT CODE	MRP
3W	B22/E27	>0.9	120V - 300V, 50Hz	φ46.25, 80MM	6500K	330	EEDORDW3C077	₹ 119 /-
					3000K	300	EEDORDW3W078	
6W	B22/E27	>0.9	120V - 440V, 50Hz	φ55, 100MM	6500K	660	EEDORDW6C079	₹ 159 /-
					3000K	600	EEDORDW6W080	
12W	B22/E27	>0.9	120V - 440V, 50Hz	φ65, 120MM	6500K	1320	EEDORDW12C081	₹ 279 /-
					3000K	1200	EEDORDW12W082	
20W	B22/E27	>0.9	120V - 440V, 50Hz	φ100, 175MM	6500K	2200	EEDORDW20C085	₹ 599 /-
					3000K	2000	EEDORDW20W086	
35W	B22/E27	>0.9	120V - 300V, 50Hz	φ110, 180MM	6500K	3850	EEDOAHW35C638	₹ 699/-
					3000K	3500	EEDOAHW35W639	
45W	B22/E27	>0.9	120V - 300V, 50Hz	φ130, 210MM	6500K	4950	EEDOAHW45C636	₹ 949/-
					3000K	4500	EEDOAHW45W637	



ACE -3W
180°



ACE -5W
180°



ACE -7W
180°



ACE -9W
180°

180° DIFFUSION LED BULB B22/E27

POWER	POWER FACTOR	LAMP BASE	OPERATING VOLTAGE	DIMENSION	COLOR	LUMENS	PRODUCT CODE	MRP
3W	>0.9	B22	120V - 440V	Ø 57mm, 100mm	6500K	330	EEACRDW3B2C559	₹ 130 /-
					3000K	300	EEACRDW3B2W560	
5W	>0.9	B22	120V - 440V	Ø 57mm, 100mm	6500K	550	EEACRDW5B2C563	₹ 135 /-
					3000K	500	EEACRDW5B2W564	
7W	>0.9	B22	120V - 440V	Ø 57mm, 100mm	6500K	770	EEACRDB2W7C474	₹ 140 /-
					3000K	700	EEACRDB2W7W476	
9W	>0.9	B22	120V - 440V	Ø 57mm, 100mm	6500K	990	EEACRDW9C225	₹ 150 /-
					3000K	900	EEACRDW9W322	

E27 HOLDER BULB IS ALSO AVAILABLE IN ABOVE WATTAGE WITH 180° DIFFUSION

Candle LED Lamp



B22



E27



E14

Candle LED Lamp B22 /E27/E14

POWER	POWER FACTOR	LAMP BASE	OPERATING VOLTAGE	DIMENSION	COLOR	LUMENS	PRODUCT CODE	MRP
5W	>0.9	B22	165V - 270V	100mm x 45mm	6500K	550	EEACCAB2W5C336	₹ 320 /-
					4000K	525	EEACCAB2W5N337	
					3000K	500	EEACCAB2W5W338	
5W	>0.9	E27	165V - 270V	100mm x 45mm	6500K	550	EEACCAE2W5C339	₹ 320 /-
					4000K	525	EEACCAE2W5N340	
					3000K	500	EEACCAE2W5W341	
5W	>0.9	E14	165V - 270V	100mm x 45mm	6500K	550	EEACCAE1W5C342	₹ 320 /-
					4000K	525	EEACCAE1W5N343	
					3000K	500	EEACCAE1W5W344	

SURGE PROTECTION
1KV TO 4 KV

85% ENERGY SAVING



Application :

- Home, Office, Restaurant, Mart, Gallery
- LED lamp substitute for incandescent bulb & CFL

Features:

- Last Up to 15 Year*
- Unique heat-dissipation lamp body, safe to use.
- Zero flicker, glare free without UV and infrared & Eco-friendly.
- Unique high luminous efficacy LED and driver technology
- Energy saving long life time .
- Compatible to traditional lamps, easy to install and replace



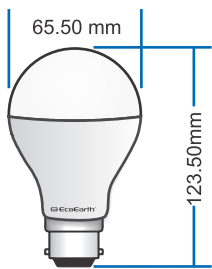
ACE

180° DIFFUSION



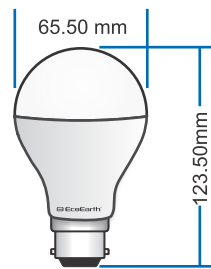
180°

ACE- 12W



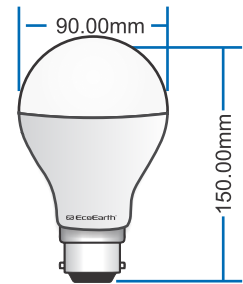
180°

ACE- 15W



180°

ACE- 20W



POWER	POWER FACTOR	LAMP BASE	OPERATING VOLTAGE	DIMENSION	COLOR	LUMENS	PRODUCT CODE	MRP
12W	>0.9	B22 / E27	120V - 440V	∅ 80mm, 138mm	6500K	1320	EEACRDW12C103	₹ 259 /-
					3000K	1200	EEACRDW12W104	
15W	>0.9	B22 / E27	120V - 440V	∅ 80mm, 145mm	6500K	1650	EEACRDW15C293	₹ 429 /-
20W	>0.9	B22 / E27	120V - 440V	∅ 95mm, 155mm	6500K	2200	EEACRDW20C263	₹ 599 /-


E27 base also available in entire range, kindly refer to the price list.

*Assuming usage of 160 minutes per day in an open fitting.



9W INVERTER LAMP

**INVERTER
LED LIGHT**
UPTO
4 HRS BACKUP



Inverter LED Lights



10W INVERTER SURFACE LIGHT



High power backup upto **4 hours**



Powerful lithium battery - **2000mAh**



Long battery life - **500+ charging cycle**



Durable product - **4 kV surge**

FEATURES :

- Ideal for Indian Conditions
- Environment Friendly
- 2000 mAh Lithium Battery
- PC Housing
- Emergency Time: 2-3 hours (max)
- Rated Voltage: 220 - 240V, 50Hz

ITEM	POWER	POWER FACTOR	OPERATING VOLTAGE	DIMENSION	COLOR TEMP.	LUMENS	PRODUCT CODE	MRP
INVERTER LED LAMP	9W	>0.9	120v-300v	Ø 95mm, 155mm	6500K	900	EEACEMW9C308	₹ 799 /-
INVERTER LED SURFACE DOWNLIGHT	10W	>0.9	120v-300v	Ø 96mm, h-50mm	6500K	1100	EENVSDLW10C646	₹ 999 /-



INPUT VOLTAGE
120V-300V, 50Hz

POWER FACTOR
>0.9

EFFICIENCY
> 85%

SURGE PROTECTION
Internal 3 KV
External 10 KV

IP67

CRI>80

POWER	POWER FACTOR	OPERATING VOLTAGE	COLOR TEMP.	LUMENS	PRODUCT CODE	MRP
30W	>0.9	120V-300V, 50Hz	6500K	3900	EEPRFLW30C433	₹ 2375/-
50W	>0.9	120V-300V, 50Hz	6500K	6500	EEPRFLW50C434	₹ 3000/-
100W	>0.9	120V-300V, 50Hz	6500K	13000	EEPRFLW100C435	₹ 5250/-
150W	>0.9	120V-300V, 50Hz	6500K	19500	EEPRFLW150C436	₹ 7750/-

Your Sustainable

NEW

ULTRA HIGH LUMEN

60W

120W

180W



 ADJUSTABLE Beaming Angle	WIDER Coverage	60W MODULES	SURGE PROTECTION Internal 4.5 KV External 10 KV	HIGH VOLTAGE Cut-OFF	THD <10%	IP 67 CRI>80
---	--------------------------	-----------------------	--	--------------------------------	--------------------	----------------------------------

When lighting a sports field, the objective is to ensure good visibility for players, competition judges and team officials to see clearly all that is going on in the competition or training area, so that they can produce their best possible performances, and/or make accurate decisions. Spectators should be able to follow the performances of the players and other action in an agreeable environment. It follows that they must be able to see not only the field area but also its immediate surroundings. The lighting should also enable spectators to safely enter and leave the sports facility.

Innovative floodlight with dedicated optics that ensure maximum optical efficiency and enable accurate light distribution with a minimum of spill light

Combination of lenses and flux options ensure high level of project flexibility.

Fast payback and low Total Cost of Ownership with energy savings and minimum maintenance costs

APPLICATIONS:

Sports Lighting, Stadium lighting, Sports fields, Car Parks, High mast installations Dock, Railway and container yards, Ports and other large scale outdoor applications



Sports Light Partner

360W

240W



OUTDOOR



INDOOR



POWER	POWER FACTOR	OPERATING VOLTAGE	COLOR TEMP	LUMENS	PRODUCT CODE	MRP
60W	>0.9	120v-300V	6500K	7800	EEPRFLW60C259	₹ 6300/-
120W	>0.9	120v-300V	6500K	15600	EEPRFLW120C260	₹ 12600/-
180W	>0.9	120v-300V	6500K	23400	EEPRFLW180C261	₹ 18900/-
240W	>0.9	120v-300V	6500K	31200	EEPRFLW240C431	₹ 25200/-
360W	>0.9	120v-300V	6500K	46800	EEPRFLW360C432	₹ 37800/-

Sustainable Street Partner WITH LENS

NEW



INPUT VOLTAGE 120V-300V, 50Hz	POWER FACTOR >0.9	EFFICIENCY > 85%	THD <10%	SURGE PROTECTION Internal 4.5 KV	HIGH VOLTAGE Cut-Off	CRI>80
---	-----------------------------	----------------------------	--------------------	--	--------------------------------	------------------

POWER	POWER FACTOR	OPERATING VOLTAGE	DIMENSION	COLOR TEMP.	LUMENS	PRODUCT CODE	MRP
20W	>0.9	120V-300V	13 x 3.7 inch	6500K	2600	EEPRLLW20C647	₹ 1699 /-
				3000K	2200	EEPRLLW20W648	₹ 1699 /-
30W	>0.9	120V-300V	14.5 x 5.7 inch	6500K	5200	EEPRLLW30C649	₹ 2299 /-
				3000K	4400	EEPRLLW30W650	₹ 2299 /-
50W	>0.9	120V-300V	17.7 x 8.25 inch	6500K	7800	EEPRLLW50C651	₹ 4299 /-
				3000K	6600	EEPRLLW50W652	₹ 4299 /-
80W	>0.9	120V-300V	17.7 x 8.25 inch	6500K	10400	EEPRW80C224	₹ 8750/-
				3000K	8800	EEPRW80W556	₹ 8750/-
100W	>0.9	120V-300V	20.5 x 10.5 inch	6500K	13000	EEPRW100C223	₹ 10125/-
				3000K	11000	EEPRW100W557	₹ 10125/-
120W	>0.9	120V-300V	20.5 x 10.5 inch	6500K	15600	EEPRW120C220	₹ 10500/-
				3000K	13200	EEPRW120W558	₹ 10500/-
150W	>0.9	120V-300V	24 x 13.25 inch	6500K	19500	EEPRW150C395	On Request
200W	>0.9	120V-300V	24 x 13.25 inch	6500K	26000	EEPRW200C396	On Request



90° | 180° Dedicated Optics

100w | 150w | 200w

SURGE
PROTECTION
UPTO 4.5 KV

OSRAM
3030 LED

OVERLOAD
PROTECTION

POWER	POWER FACTOR	OPERATING VOLTAGE	OPTICS	COLOR TEMP.	LUMENS	PRODUCT CODE	MRP
150W	>0.9	120V-300V	90° 180°	6500K	16500	EEPRHBW150C319	₹ 9000/-
				4000K	15000	EEPRHBW150N482	
200W	>0.9	120V-300V	90° 180°	6500K	22000	EEPRHBW200C320	₹ 11000/-
				4000K	20000	EEPRHBW200N483	

PRISM HIGHBAY

PRISM HIGHBAY is an Intelligent, Direct HID Highbay replacement which saves 50%* energy vs. Conventional Industrial Highbay. With a Surge Protection of 4.5 KV & High Voltage Cut-Off & Auto Reset features, it is an ideal luminaire for industrial establishment.

Combining the best features like instant start, long life, controllability and high efficiency, Prism Highbay provides significant and sustained energy savings over the product life cycle.

Inbuilt Intelligence for higher returns

Direct Replacement

Prism highbay is an intelligent direct HID replacement which saves 50% energy

High System Efficacy


With efficacy of more than 100 lm/W, the luminaire is highly efficient

Key Features:

- System efficacy >100 lm/W
- Luminaire housing made of high pressure die cast aluminium
- Installation possible with hook or threaded rod
- Dedicated optics provide precise symmetric light distribution

APPLICATIONS:

WORKSHOP, EXHIBITION HALL, WAREHOUSE, STADIUM, BASKETBALL COURT, REPAIR SHOP ETC.



PRISM HIGH-MAST


LED FLOOD LIGHTS



APPLICATIONS:

High Mast Installations: Dock, Railway and Container Yards, Sports Lighting, Stadium Lighting, Sports Fields, Car Parks, Ports and other large scale outdoor applications.

Powered by:



OSRAM
DURIS® S 8 (5050)

EcoEarth
POWER SUPPLIES



ADJUSTABLE
Beaming Angle

WIDER
Coverage

HIGH VOLTAGE
Cut-OFF

SURGE PROTECTION
Internal 4.5 KV
External 10 KV

LENS BASED DEDICATED OPTICS

Ip67

CRI>80

POWER	POWER FACTOR	OPERATING VOLTAGE	COLOR TEMP	LUMENS	PRODUCT CODE	LENS
150W	>0.9	120v-300V	6500K	19500	EEPRHMFLW150C613	General spread (OSRAM 3030 LED)
200W	>0.9	120v-300V	6500K	26000	EEPRHMFLW200C614	Lens Spread (OSRAM 5050 LED)

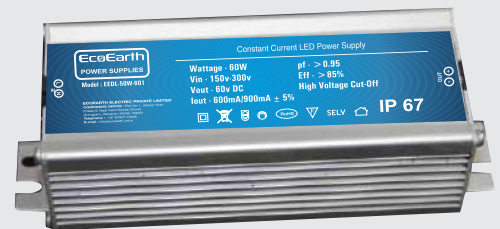
POWER	POWER FACTOR	Vin	Vout	Iout	THD	EFF.
3W	>0.9	120V - 300V	9V - 11V	300mA	<20%	>80%
6W	>0.9	120V - 300V	16V - 20V	300mA	<20%	>85%
9W	>0.9	120V - 300V	25V - 30V	300mA	<20%	>85%
12W	>0.9	120V - 300V	35V - 40V	300mA	<20%	>85%
15W	>0.9	120V - 300V	42V - 48V	300mA	<20%	>85%
18W	>0.9	120V - 300V	50V - 58V	300mA	<20%	>85%
24W	>0.9	120V - 300V	68V - 80V	300mA	<20%	>85%




POWER	POWER FACTOR	Vin	Vout	Iout	THD	EFF.
36W	>0.9	120V - 300V	42V - 60V	850mA	<10%	>85%
42W	>0.9	120V - 300V	42V - 60V	950mA	<10%	>85%
48W	>0.9	120V - 300V	42V - 60V	1100mA	<10%	>85%



POWER	POWER FACTOR	Vin	Vout	Iout	THD	EFF.
60W	>0.9	150V - 300V	60V	600mA / 900mA	<10%	>85%




POWER	POWER FACTOR	Vin	Vout	Iout	THD	EFF.
72W	>0.9	120V - 300V	60V	1050mA	<10%	>85%
80W	>0.9	120V - 300V	60V	1200mA	<10%	>85%
100W	>0.9	120V - 300V	60V	1500mA	<10%	>85%



GALAXY

ECOEarth EXCLUSIVE SHOWROOMS





Showroom :

ECOEARTH GALAXY

Sohna Road, Village Islampur, Nr. Shani Mandir,
Gurugram, Haryana (INDIA).

Showroom :

AXPERA

Goubrah, Near Ottoman Turkish Restaurant,
Muscat, Sultanate of Oman.

ECOEARTH ELECTRIC PRIVATE LIMITED

CORPORATE OFFICE : Plot No-1, Udyog Vihar,
Phase-6, Near Hero Honda Chowk,
Gurugram, Haryana (INDIA) 122001

Telephone : +91 87507 12345, 9891 221133, 95407 95408

E-mail : info@ecoearth.ind.in

Scan the QR Code
to download

EcoEarth's mCatalog



www.ecoearth.ind.in

Join us on Facebook at www.facebook.com/EcoEarthlighting/
and share your ways to make life better ahead.